

South Carolina Department of Social Services

**Placement Types for Youth in Foster Care on June 30, 2018**

SCDSS - Accountability, Data, and Research Division (data from CAPSS on August 1, 2018)

Placement Type	Age in Years					Total
	<1	1-5	6-10	11-15	16+	
Adoptive Home (Foster Parent)	1	69	18	14	5	107
Adoptive Home (Relative)		5	5	4	1	15
Alcohol/Drug Treatment Facility		1				1
Correctional Facility (Non-DJJ)					7	7
Court Ordered Parent	1	3	3	4	1	12
Court Ordered Unlicensed Non-Relative	3	7	6	1	4	21
Court Ordered Unlicensed Relative	15	92	68	37	8	220
DDSN Community Training Home				1		1
DDSN Residential Facility					1	1
DJJ Facility				4	7	11
DMH Psychiatric Hospital (Non-Temporary - 30 days or more)					1	1
Emergency Shelter			1	3	2	6
Foster Home	240	888	476	190	64	1,858
Foster Home (Relative)		8	13	7	5	33
Group Home - Includes DJJ, SIL, and Child Caring Institution	2	6	98	433	356	895
Hospital (Non-Temporary - 30 days or more)	2					2
Non-DMH Psychiatric (Non-Temporary - 30 days or more)				1		1
Other Adoptive Home		8	6	6	2	22
Pre-Adoptive Home		23	28	22	6	79
Residential Treatment Facility			9	37	18	64
School/College (No Board Payments)					3	3
Therapeutic Foster Home	21	249	339	322	227	1,158
<b>STATE TOTAL</b>	<b>285</b>	<b>1,359</b>	<b>1,070</b>	<b>1,086</b>	<b>718</b>	<b>4,518</b>

South Carolina Department of Social Services

**Placement Categories for Youth in Foster Care on June 30, 2018**

SCDSS - Accountability, Data, and Research Division (data from CAPSS on August 1, 2018)

Placement Type	Age in Years					Total
	<1	1-5	6-10	11-15	16+	
Foster care	261	1,137	815	513	291	3,017
Kinship/Fictive Kinship care	19	115	95	53	19	301
Congregate care	2	6	108	473	376	965
Pre-adoptive	1	100	52	42	13	208
Other / Specialized	2	1		5	19	27
<b>STATE TOTAL</b>	<b>285</b>	<b>1,359</b>	<b>1,070</b>	<b>1,086</b>	<b>718</b>	<b>4,518</b>

**Placement Types for Youth in Foster Care on the last day of the State Fiscal Year**

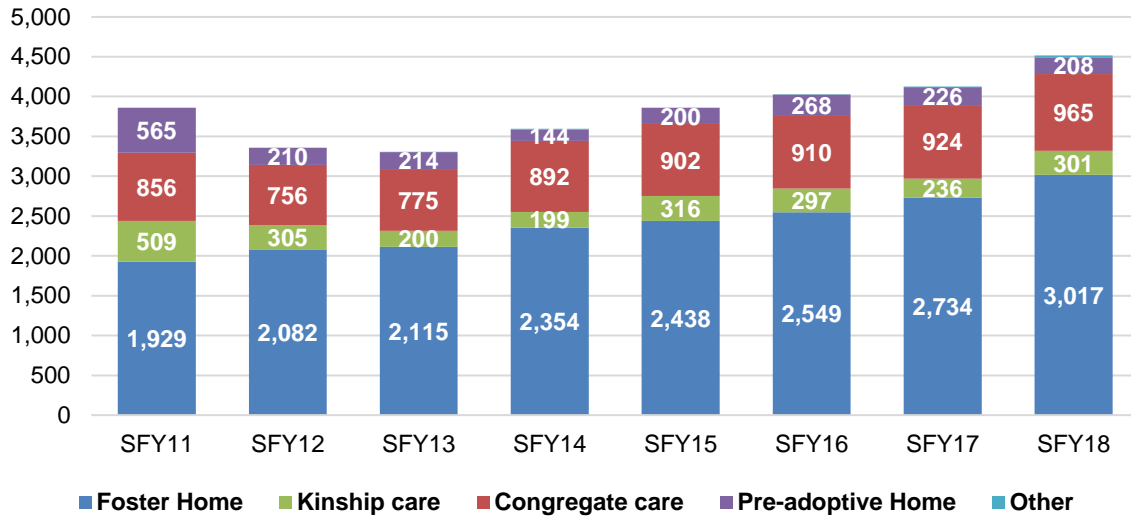
SCDSS - Accountability, Data, and Research (last FY from data from CAPSS on August 1, 2018)

Placement Type	SFY11	SFY12	SFY13	SFY14	SFY15	SFY16	SFY17	SFY18	SFY19
Adoptive Home (Foster Parent)	324	88	91	54	89	135	113	107	
Adoptive Home (Relative)	20	8	9	2	12	12	13	15	
Alcohol/Drug Treatment Facility	6	4	6	1	1	2	2	1	
Correctional Facility (Non-DJJ)	18	7	7	13	11	8	8	7	
Court Ordered Parent	86	39	31	24	39	49	26	12	
Court Ordered Unlicensed Non-Relative	20	8	10	13	16	13	9	21	
Court Ordered Unlicensed Relative	393	234	150	145	241	214	173	220	
DDSN Community Training Home	1	1	2	2			1	1	
DDSN Residential Facility	3	1	0	2	1	1	1	1	
DJJ Facility	11	6	14	9	11	16	10	11	
DMH Psychiatric Hospital (Non-Temp. - More Than 30 Days)	2	1	1		2	2	0	1	
Emergency Shelter	59	84	108	65	75	36	4	6	
Foster Home	1023	1200	1176	1246	1381	1413	1609	1858	
Foster Home (Relative)	30	32	19	30	36	34	37	33	
Group Home - Includes DJJ, SIL, and Child Caring Institution	590	505	522	735	717	757	823	895	
Hospital (Non-Temp. - More than 30 Days)		1	1	6	1	4	4	2	
Maternity Home	1	0	0				0		
Non DMH Psychiatric Hospital (Non-Temp. - More than 30 Days)	0	0	0		1		2	1	
Non-Supervised Independent Living Setting	0	0	0				0		
Other Adoptive Home	101	33	51	28	23	21	24	22	
Pre-Adoptive Home	120	81	63	60	76	100	76	79	
Residential Treatment Facility	120	123	112	58	76	81	74	64	
School/College (No Board Payments)	48	26	6	9	10	9	2	3	
Therapeutic Foster Home	885	873	927	1093	1041	1123	1115	1158	
<b>TOTAL Children in Foster Care</b>	<b>3,861</b>	<b>3,355</b>	<b>3,306</b>	<b>3,595</b>	<b>3,860</b>	<b>4,030</b>	<b>4,126</b>	<b>4,518</b>	

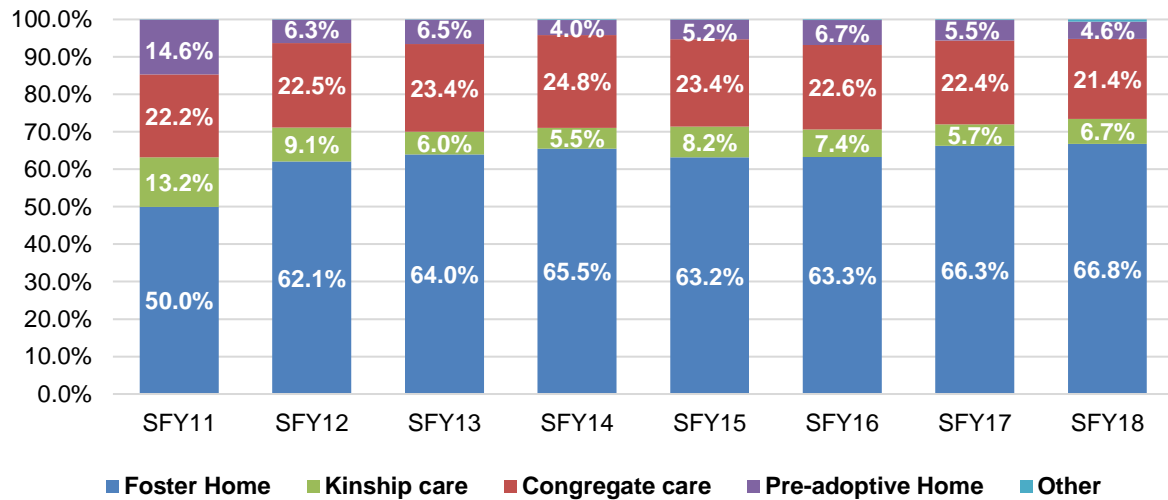
Placement Type	SFY00	SFY01	SFY02	SFY03	SFY04	SFY06	SFY09	SFY10
Adoptive Home (Foster Parent)	0	0	0	0	0	0	134	148
Adoptive Home (Relative)	0	0	0	0	0	0	11	27
Alcohol/Drug Treatment Facility	1	5	9	8	7	4	11	4
Correctional Facility (Non-DJJ)	14	9	9	11	8	9	16	10
Court Ordered Parent	0	0	0	0	0	0	35	67
Court Ordered Unlicensed Non-Relative	20	27	21	42	34	19	14	17
Court Ordered Unlicensed Relative	187	255	315	258	295	269	254	298
DDSN Community Training Home	4	4	4	2	2	2	2	1
DDSN Residential Facility	12	8	7	11	9	6	3	2
DJJ Facility	40	41	25	35	20	24	13	12
DMH Psychiatric Hospital (Non-Temp. - More Than 45 Days)	15	15	10	8	7	17	5	3
Emergency Shelter	101	118	135	144	135	150	155	84
Foster Home	2,145	2,192	2,168	2,149	2,085	2,043	2,264	1,997
Foster Home (Relative)	72	59	51	79	70	67	36	22
Group Home - Includes DJJ, SIL, and Child Caring Institution	738	821	829	859	866	952	948	734
Hospital (Non-Temp. - More than 45 Days)	22	15	13	6	14	8	6	3
Maternity Home	4	7	6	4	2	4	2	1
Non DMH Psychiatric Hospital (Non-Temp. - More than 45 Days)	26	19	16	6	8	8	0	0
Non-Supervised Independent Living Setting	71	68	73	62	52	28	3	2
Other Adoptive Home	235	188	249	183	184	203	56	43
Other Residential Facility	3	5	19	17	20	24	1	0
Pre-Adoptive Home	95	96	104	106	106	112	109	138
Residential Treatment Facility	47	39	58	56	69	138	219	234
School/College (No Board Payments)	0	0	0	0	0	0	6	17
Temporary Event	12	10	2	0	0	0	0	
Therapeutic Foster Home	763	767	795	846	927	978	1,064	981
Other								1
<b>TOTAL Children in Foster Care</b>	<b>4,627</b>	<b>4,768</b>	<b>4,919</b>	<b>4,892</b>	<b>4,920</b>	<b>5,065</b>	<b>5,367</b>	<b>4,845</b>



### Placement Categories Over Time - Numbers



### Placement Categories Over Time - Percentage

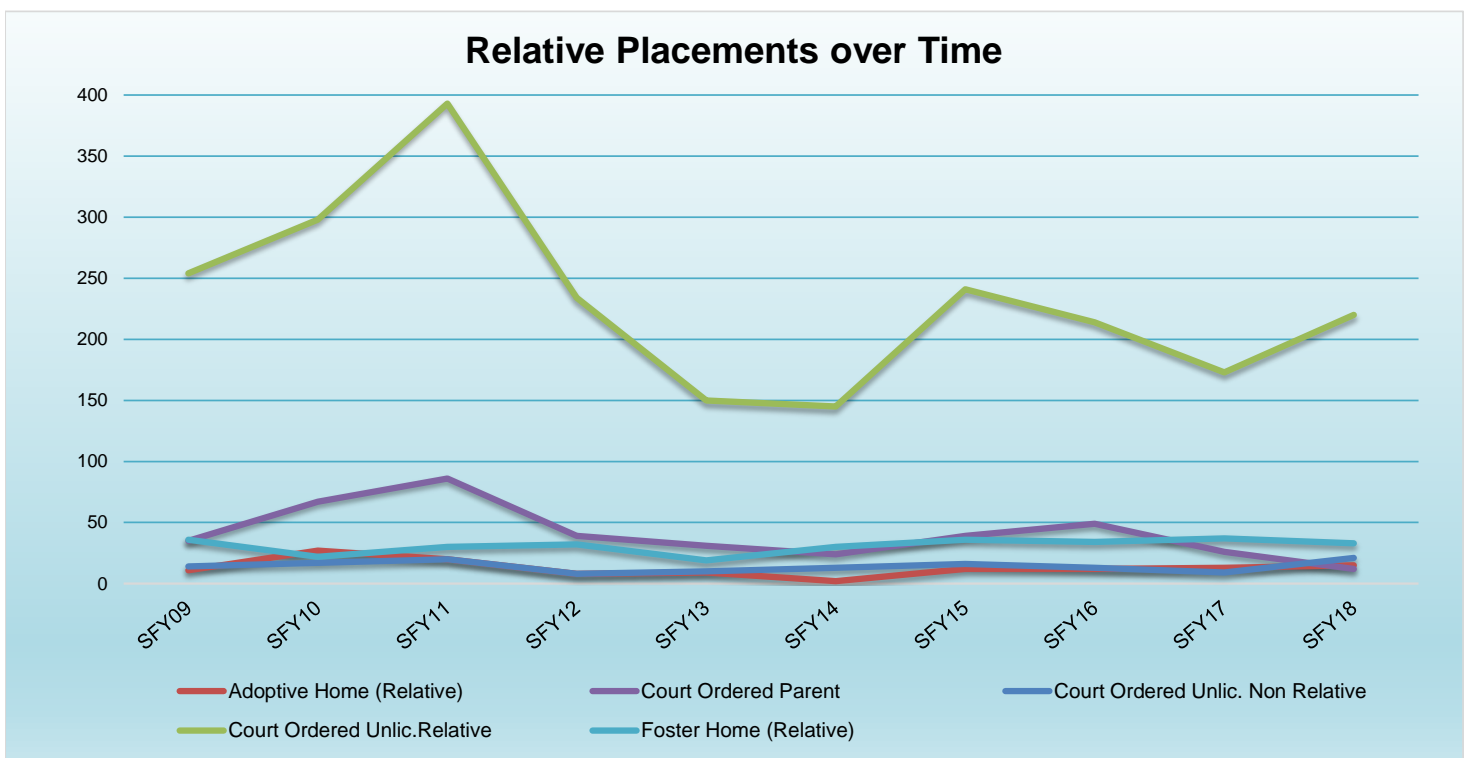


**Kinship and Fictive Kinship Placement for Youth in Foster Care on the last day of the State Fiscal Year**

SCDSS - Accountability, Data, and Research (last FY from data from CAPSS on August 1, 2018)

Placement Type	SFY09	SFY10	SFY11	SFY12	SFY13	SFY14	SFY15	SFY16	SFY17	SFY18
Adoptive Home (Relative)	11	27	20	8	9	2	12	12	13	15
Court Ordered Parent	35	67	86	39	31	24	39	49	26	12
Court Ordered Unlic. Non Relative	14	17	20	8	10	13	16	13	9	21
Court Ordered Unlic. Relative	254	298	393	234	150	145	241	214	173	220
Foster Home (Relative)	36	22	30	32	19	30	36	34	37	33
<b>TOTAL Children in Foster Care</b>	<b>350</b>	<b>431</b>	<b>549</b>	<b>321</b>	<b>219</b>	<b>214</b>	<b>344</b>	<b>322</b>	<b>258</b>	<b>301</b>

**For the purposes of this report, "Adoptive Home (Relative)" is counted both as a "RELATIVE PLACEMENT" and as an "ADOPTIVE PLACEMENT."**

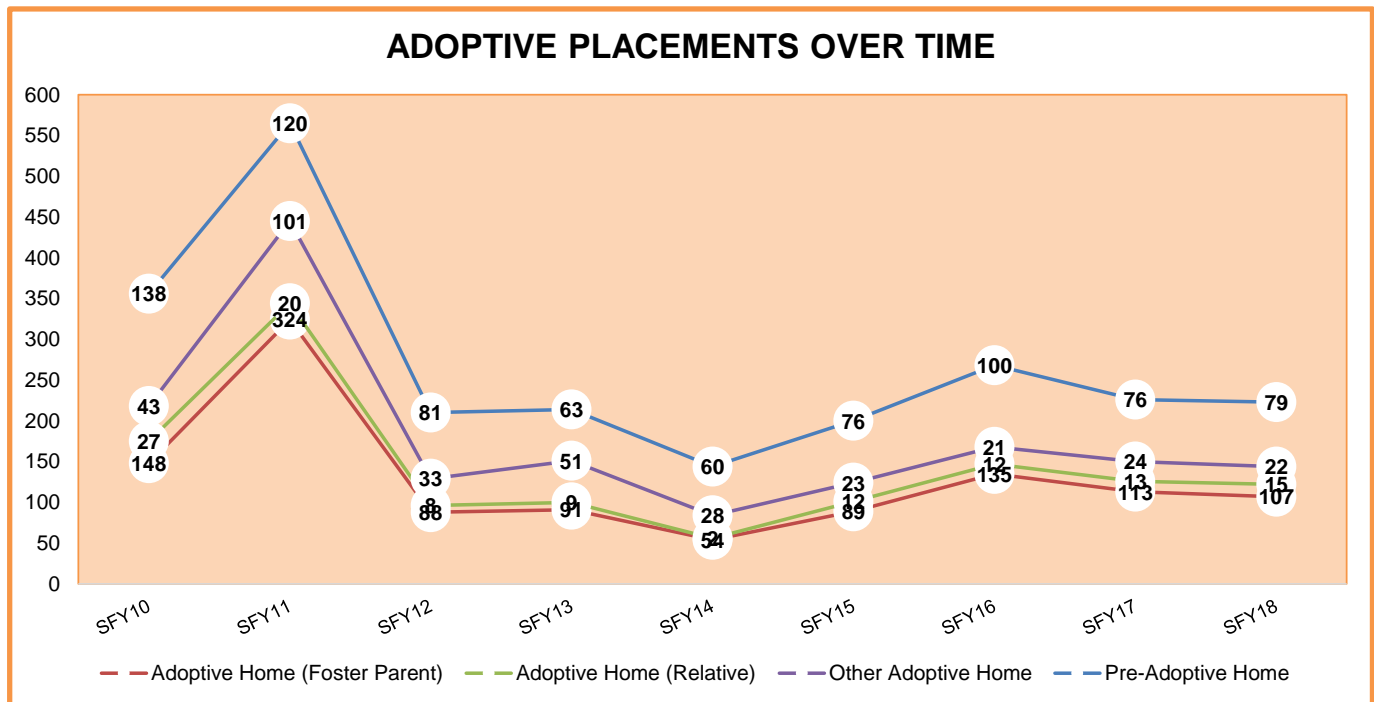


**Adoptive Placement Types for Youth in Foster Care on the last day of the State Fiscal Year**

SCDSS - Accountability, Data, and Research (last FY from data from CAPSS on August 1, 2018)

Placement Type	SFY09	SFY10	SFY11	SFY12	SFY13	SFY14	SFY15	SFY16	SFY17	SFY18
Adoptive Home (Foster Parent)	134	148	324	88	91	54	89	135	113	107
Adoptive Home (Relative)	11	27	20	8	9	2	12	12	13	15
Other Adoptive Home	56	43	101	33	51	28	23	21	24	22
Pre-Adoptive Home	109	138	120	81	63	60	76	100	76	79
<b>TOTAL Children in Foster Care</b>	<b>310</b>	<b>356</b>	<b>565</b>	<b>210</b>	<b>3,306</b>	<b>144</b>	<b>200</b>	<b>268</b>	<b>226</b>	<b>223</b>

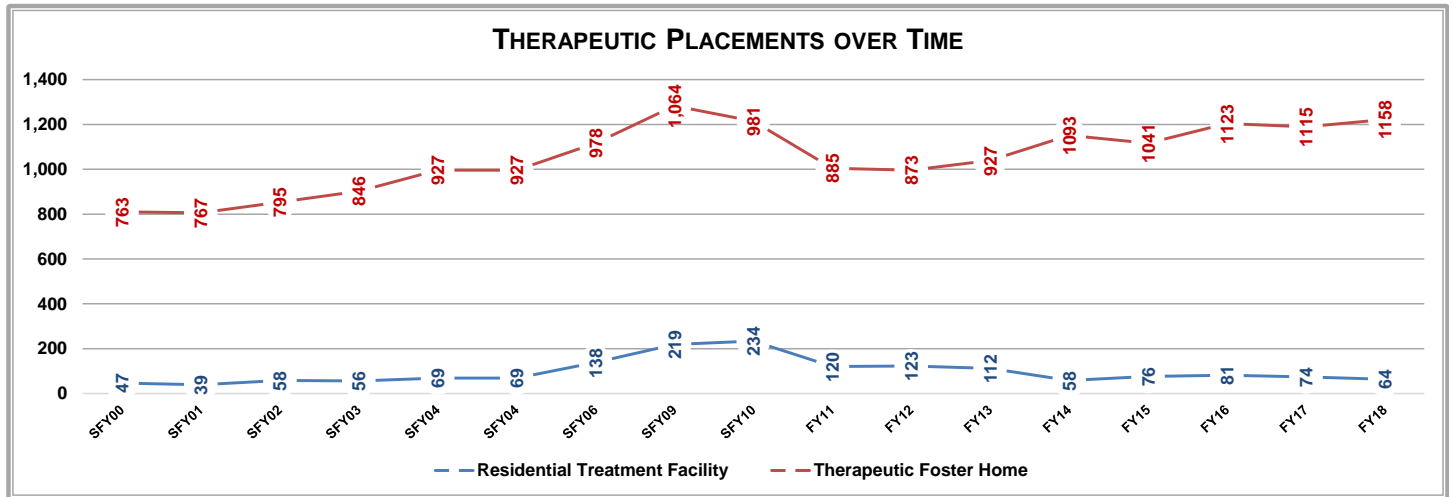
**For the purposes of this report, "Adoptive Home (Relative)" is counted both as a "RELATIVE PLACEMENT" and as an "ADOPTIVE PLACEMENT."**



**Therapeutic Placement Types for Youth in Foster Care on the last day of the State Fiscal Year**

SCDSS - Accountability, Data, and Research (last FY from data from CAPSS on August 1, 2018)

Placement Type	SFY00	SFY01	SFY02	SFY03	SFY04	SFY04	SFY06	SFY09	SFY10	FY11	FY12	FY13	FY14	FY15	FY16	FY17	FY18
Residential Treatment Facility	47	39	58	56	69	69	138	219	234	120	123	112	58	76	81	74	64
Therapeutic Foster Home	763	767	795	846	927	927	978	1,064	981	885	873	927	1093	1041	1123	1115	1158
<b>TOTAL Children in Foster Care</b>	<b>810</b>	<b>806</b>	<b>853</b>	<b>902</b>	<b>996</b>	<b>996</b>	<b>1,116</b>	<b>1,283</b>	<b>1,215</b>	<b>1,005</b>	<b>996</b>	<b>3,306</b>	<b>1,151</b>	<b>1,117</b>	<b>1,204</b>	<b>1,189</b>	<b>1,222</b>



Please also see the report on placement types for all youth who are ISCEDC approved.