

South Carolina Department of Social Services

Placement Types for Youth in Foster Care on June 30, 2025

SCDSS - Accountability, Data, and Research Division (data from CAPSS on August 1, 2025)

Placement Type	Age in Years					Total
	0-1 YO	2-6 YO	7-12 YO	13-17 YO	18 YO	
Adoptive Home (Foster Parent)	20	30	30	8	5	93
Adoptive Home (Relative)	3	11	10	8		32
Alcohol/Drug Treatment Facility	1				1	2
County Office Overnight Stay	1	4	2	11		18
Court Ordered Parent	7	7	17	13		44
Court Ordered Unlicensed Non-Relative	8	6	6	16		36
Court Ordered Unlicensed Relative	67	54	71	99	2	293
DDSN Community Training Home					1	1
DJJ Facility				12	2	14
DMH Psychiatric Hospital (Non-Temporary - 30 days or more)			1			1
Foster Home	269	238	275	166	32	980
Foster Home (Relative)	107	136	164	122	19	548
Group Home - Includes DJJ, SIL, and Child Caring Institution	5	2	24	324	68	423
Hospital (Non-Temporary - 30 days or more)	5			5		10
Other Adoptive Home	1	1	1	2	1	6
Other Residential Facility			1	3		4
Pre-Adoptive Home	4	9	11	11		35
Psychiatric Residential Treatment Facility			11	34		45
School/College (No Board Payments)				2	8	10
Therapeutic Foster Home	107	154	275	248	46	830
STATE TOTAL	605	652	899	1,084	185	3,425

South Carolina Department of Social Services

Placement Categories for Youth in Foster Care on June 30, 2025

SCDSS - Accountability, Data, and Research Division (data from CAPSS on August 1, 2025)

Placement Type	Age in Years					Total
	0-1 YO	2-6 YO	7-12 YO	13-17 YO	18 YO	
Foster Home	376	392	550	414	79	1,811
Kinship/Fictive Kinship care	192	214	268	258	21	953
Congregate care	5	2	35	358	68	468
Pre-adoptive	25	40	42	21	6	134
Other / Specialized	7	4	4	33	11	59
STATE TOTAL	605	652	899	1,084	185	3,425

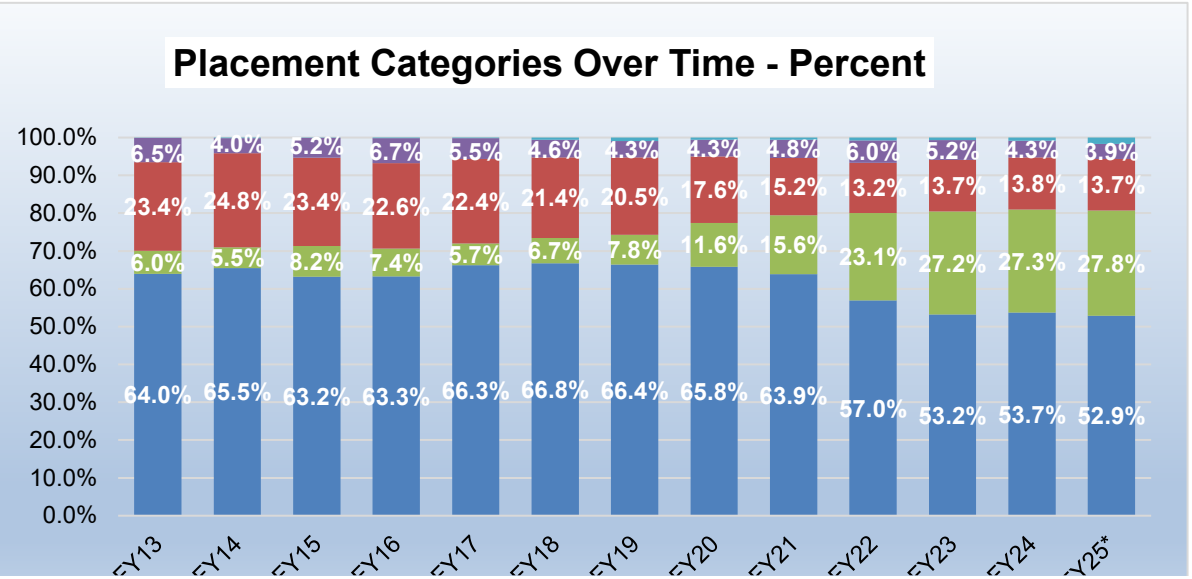
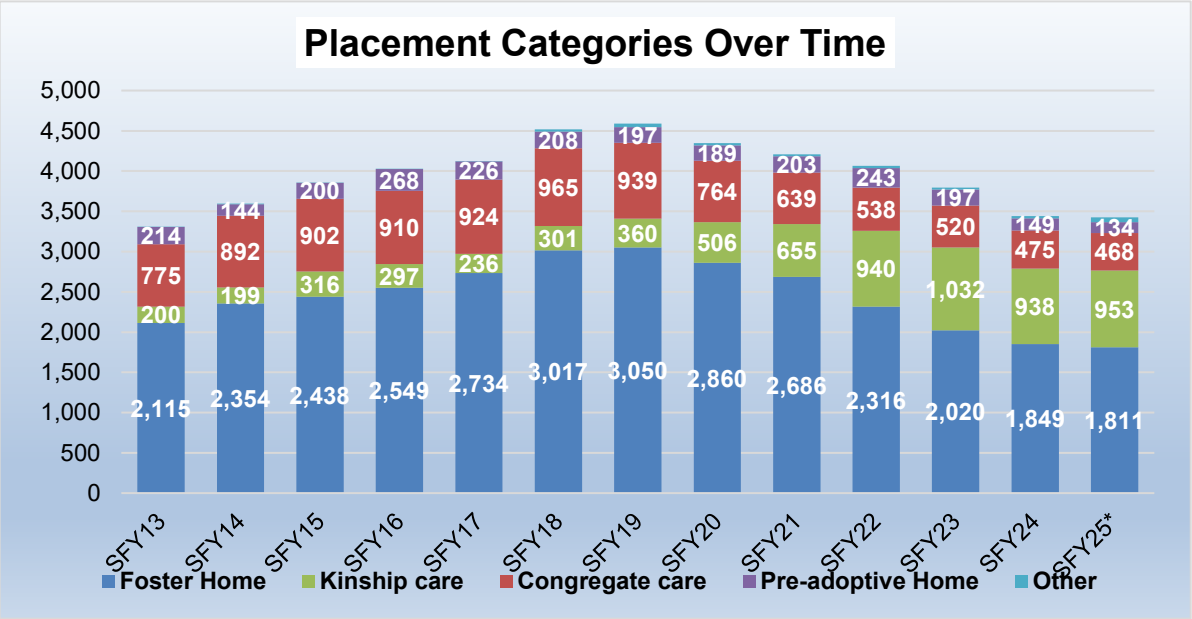
South Carolina Department of Social Services

Placement Types for Youth in Foster Care on the last day of the State Fiscal Year

SCDSS - Accountability, Data, and Research (last FY from data from CAPSS on August 1, 2025)

Placement Type	SFY13	SFY14	SFY15	SFY16	SFY17	SFY18	SFY19	SFY20	SFY21	SFY22	SFY23	SFY24	SFY25*
Adoptive Home (Foster Parent)	91	54	89	135	113	107	112	95	120	170	150	117	93
Adoptive Home (Relative)	9	2	12	12	13	15	5	9	10	26	41	38	32
Alcohol/Drug Treatment Facility	6	1	1	2	2	1	7		2		1		2
Correctional Facility (Non-DJJ)	7	13	11	8	8	7	4	3	1	1		4	
County Office Overnight Stay										1	4	4	18
Court Ordered Parent	31	24	39	49	26	12	27	44	44	46	46	29	44
Court Ordered Unlicensed Non-Relative	10	13	16	13	9	21	23	32	40	40	42	44	36
Court Ordered Unlicensed Relative	150	145	241	214	173	220	275	316	301	340	398	323	293
DDSN Community Training Home	2	2			1	1	3	1	2	1	1		1
DDSN Residential Facility		2	1	1	1	1	1	1		1	2	1	
DJJ Facility	14	9	11	16	10	11	21	13	13	7	13	10	14
DMH Psychiatric Hospital (Non-Temp. - More Than 30 Days)	1		2	2		1				1			1
Emergency Shelter	108	65	75	36	4	6	1						
Foster Home	1176	1246	1381	1413	1609	1858	1952	1896	1726	1358	1126	1003	980
Foster Home (Relative)	19	30	36	34	37	33	30	105	260	488	505	504	548
Group Home - Includes DJJ, SIL, and Child Caring Institution	522	735	717	757	823	895	871	699	555	469	458	424	423
Hospital (Non-Temp. - More than 30 Days)	1	6	1	4	4	2	7	7	6	11	3	8	10
Maternity Home													
Non DMH Psychiatric Hospital (Non-Temp. - More than 30 Days)			1		2	1	3	1		1		2	
Non-Supervised Independent Living Setting													
Other Adoptive Home	51	28	23	21	24	22	10	7	8	17	4	2	6
Other Residential Facility													4
Pre-Adoptive Home	63	60	76	100	76	79	75	87	75	56	43	30	35
Residential Treatment Facility	112	58	76	81	74	64	67	65	84	69	62	51	45
School/College (No Board Payments)	6	9	10	9	2	3	1	2	1	6	3	1	10
Therapeutic Foster Home	927	1093	1041	1123	1115	1158	1095	963	958	957	893	846	830
TOTAL Children in Foster Care	3,306	3,595	3,860	4,030	4,126	4,518	4,590	4,346	4,206	4,066	3,795	3,441	3,425

Placement Type	SFY00	SFY01	SFY02	SFY03	SFY04	SFY06	SFY09	SFY10	SFY11	SFY12
Adoptive Home (Foster Parent)							134	148	324	88
Adoptive Home (Relative)							11	27	20	8
Alcohol/Drug Treatment Facility	1	5	9	8	7	4	11	4	6	4
Correctional Facility (Non-DJJ)	14	9	9	11	8	9	16	10	18	7
Court Ordered Parent							35	67	86	39
Court Ordered Unlicensed Non-Relative	20	27	21	42	34	19	14	17	20	8
Court Ordered Unlicensed Relative	187	255	315	258	295	269	254	298	393	234
DDSN Community Training Home	4	4	4	2	2	2	2	1	1	1
DDSN Residential Facility	12	8	7	11	9	6	3	2	3	1
DJJ Facility	40	41	25	35	20	24	13	12	11	6
DMH Psychiatric Hospital (Non-Temp. - More Than 45 Days)	15	15	10	8	7	17	5	3	2	1
Emergency Shelter	101	118	135	144	135	150	155	84	59	84
Foster Home	2,145	2,192	2,168	2,149	2,085	2,043	2,264	1,997	1023	1200
Foster Home (Relative)	72	59	51	79	70	67	36	22	30	32
Group Home - Includes DJJ, SIL, and Child Caring Institution	738	821	829	859	866	952	948	734	590	505
Hospital (Non-Temp. - More than 45 Days)	22	15	13	6	14	8	6	3		1
Maternity Home	4	7	6	4	2	4	2	1	1	
Non DMH Psychiatric Hospital (Non-Temp. - More than 45 Days)	26	19	16	6	8	8				
Non-Supervised Independent Living Setting	71	68	73	62	52	28	3	2		
Other Adoptive Home	235	188	249	183	184	203	56	43	101	33
Other Residential Facility	3	5	19	17	20	24	1			
Pre-Adoptive Home	95	96	104	106	106	112	109	138	120	81
Residential Treatment Facility	47	39	58	56	69	138	219	234	120	123
School/College (No Board Payments)							6	17	48	26
Temporary Event	12	10	2							
Therapeutic Foster Home	763	767	795	846	927	978	1,064	981	885	873
Other								1		
TOTAL Children in Foster Care	4,627	4,768	4,918	4,892	4,920	5,065	5,367	4,845	3,861	3,355

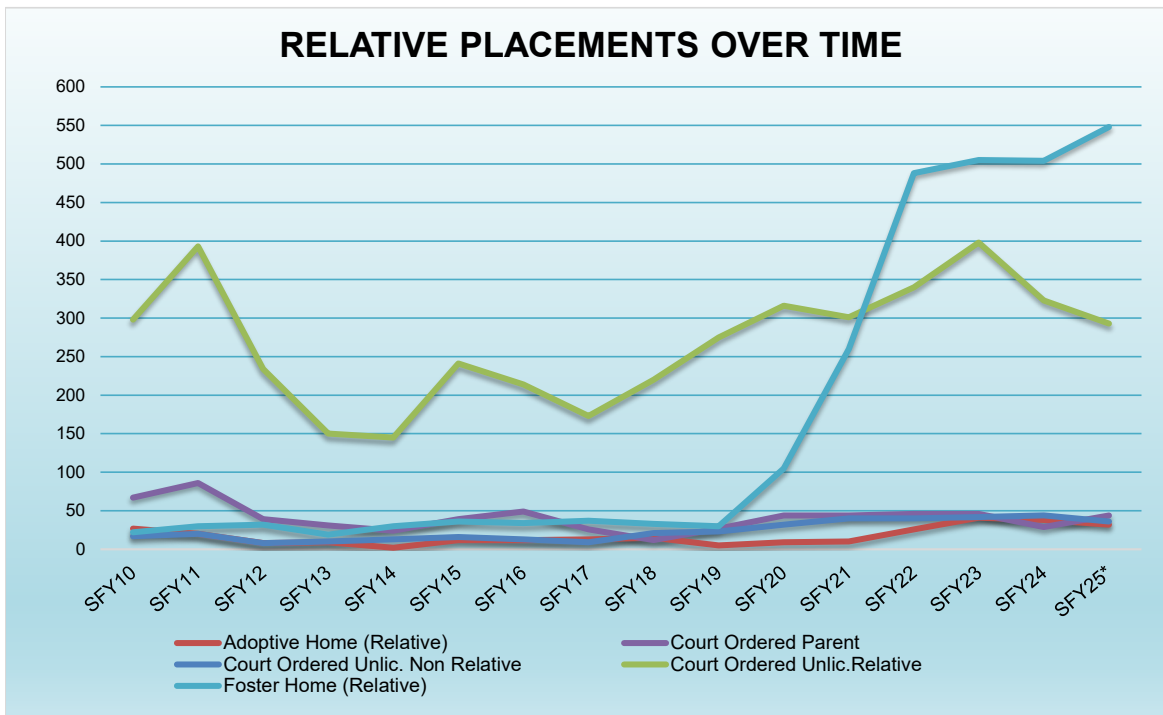


Kinship and Fictive Kinship Placement for Youth in Foster Care on the last day of the State Fiscal Year

SCDSS - Accountability, Data, and Research (last FY from data from CAPSS on August 1, 2025)

Placement Type	SFY09	SFY10	SFY11	SFY12	SFY13	SFY14	SFY15	SFY16	SFY17	SFY18	SFY19	SFY20	SFY21	SFY22	SFY23	SFY24	SFY25*
Adoptive Home (Relative)	11	27	20	8	9	2	12	12	13	15	5	9	10	26	41	38	32
Court Ordered Parent	35	67	86	39	31	24	39	49	26	12	27	44	44	46	46	29	44
Court Ordered Unlic. Non Relative	14	17	20	8	10	13	16	13	9	21	23	32	40	40	42	44	36
Court Ordered Unlic.Relative	254	298	393	234	150	145	241	214	173	220	275	316	301	340	398	323	293
Foster Home (Relative)	36	22	30	32	19	30	36	34	37	33	30	105	260	488	505	504	548
TOTAL Children in Foster Care	350	431	549	321	219	214	344	322	258	301	360	506	655	940	1,032	938	953

For the purposes of this report, "Adoptive Home (Relative)" is counted both as a "RELATIVE PLACEMENT" and as an "ADOPTIVE PLACEMENT."

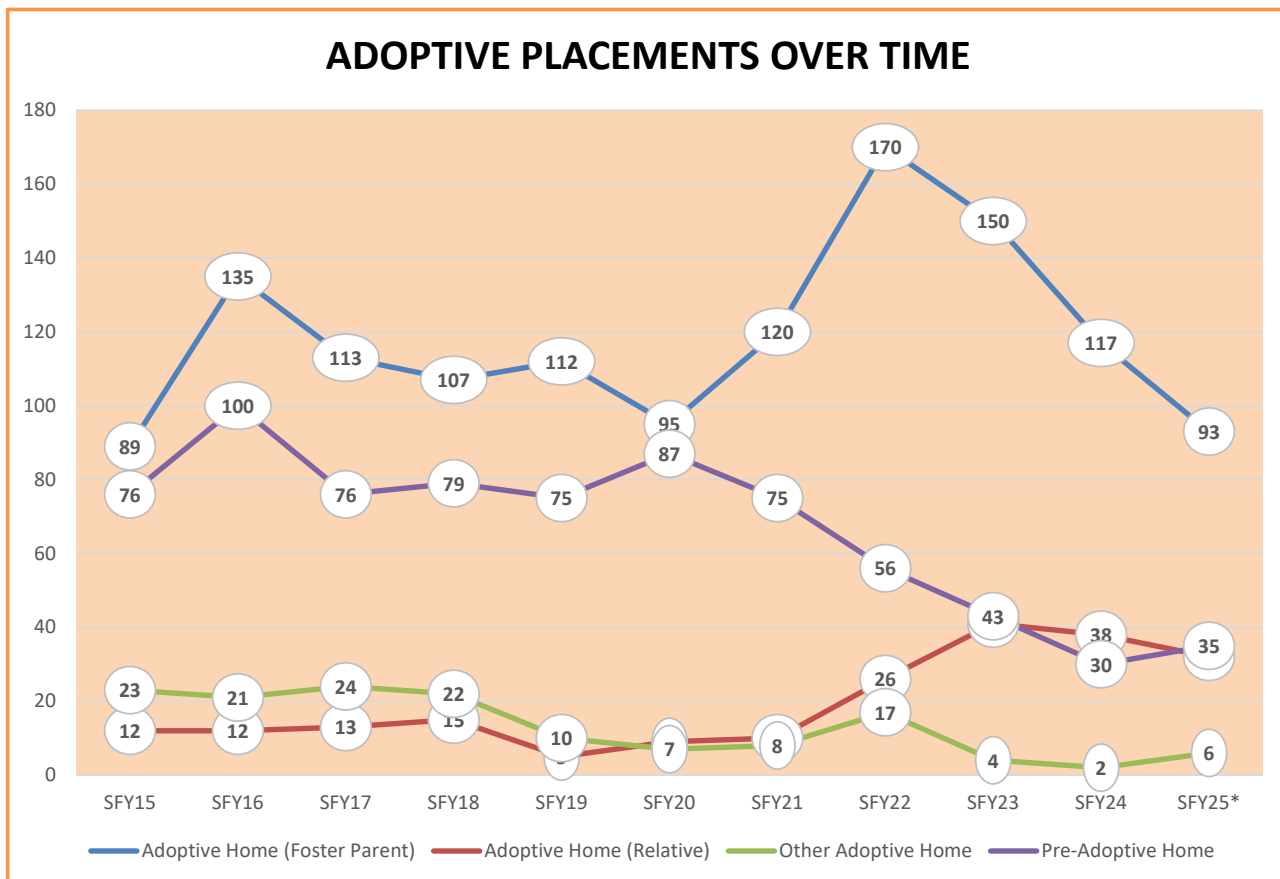


Adoptive Placement Types for Youth in Foster Care on the last day of the State Fiscal Year

SCDSS - Accountability, Data, and Research (last FY from data from CAPSS on August 1, 2025)

Placement Type	SFY10	SFY11	SFY12	SFY13	SFY14	SFY15	SFY16	SFY17	SFY18	SFY19	SFY20	SFY21	SFY22	SFY23	SFY24	SFY25*
Adoptive Home (Foster Parent)	148	324	88	91	54	89	135	113	107	112	95	120	170	150	117	93
Adoptive Home (Relative)	27	20	8	9	2	12	12	13	15	5	9	10	26	41	38	32
Other Adoptive Home	43	101	33	51	28	23	21	24	22	10	7	8	17	4	2	6
Pre-Adoptive Home	138	120	81	63	60	76	100	76	79	75	87	75	56	43	30	35
TOTAL Children in Foster Care	356	565	210	214	144	200	268	226	223	202	198	213	269	238	187	166

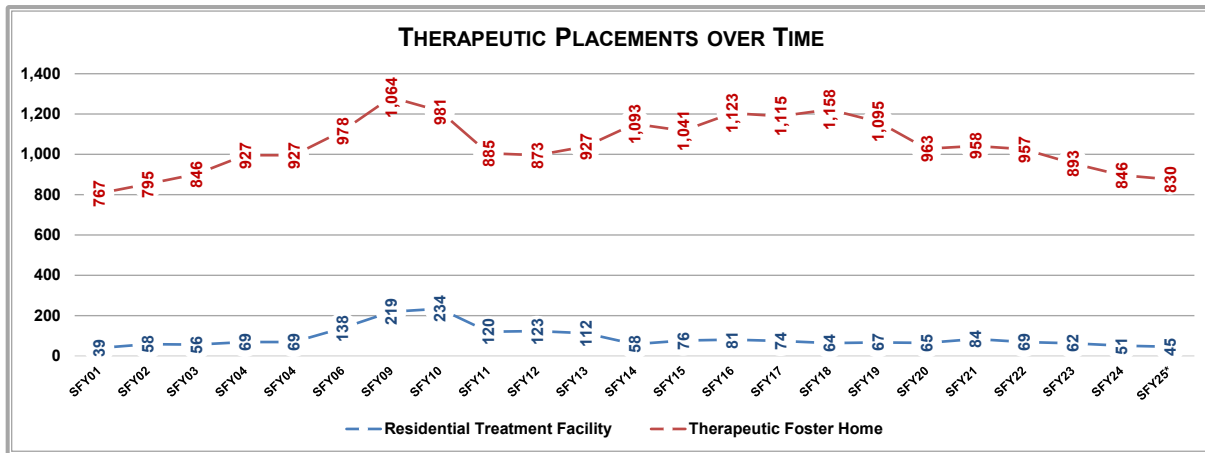
For the purposes of this report, "Adoptive Home (Relative)" is counted both as a "RELATIVE PLACEMENT" and as an "ADOPTIVE PLACEMENT."



Therapeutic Placement Types for Youth in Foster Care on the last day of the State Fiscal Year

SCDSS - Accountability, Data, and Research (last FY from data from CAPSS on August 1, 2025)

Placement Type	SFY01	SFY02	SFY03	SFY04	SFY04	SFY06	SFY09	SFY10	SFY11	SFY12	SFY13	SFY14	SFY15	SFY16	SFY17	SFY18	SFY19	SFY20	SFY21	SFY22	SFY23	SFY24	SFY25*
Residential Treatment Facility	39	58	56	69	69	138	219	234	120	123	112	58	76	81	74	64	67	65	84	69	62	51	45
Therapeutic Foster Home	767	795	846	927	927	978	1,064	981	885	873	927	1,093	1,041	1,123	1,115	1,158	1,095	963	958	957	893	846	830
TOTAL Children in Foster Care	806	853	902	996	996	1,116	1,283	1,215	1,005	996	1,039	1,151	1,117	1,204	1,189	1,222	1,162	1,028	1,042	1,026	955	897	875



Please also see the report on placement types for all youth who are ISCEDC approved.