DSS
SOUTH CAROLINA
DEPARTMENT of SOCIAL SERVICES

Intake Data

Period	By Day & Type	Total	Pct. Difference from 1 month ago	Pct Difference from 1 year ago
Week of 11-16-2020 to 11-22-2020	Total	1,667	-5%	-5%
	Child Protective Services	1,319	-4%	-4%
	Adult Protective Services	320	-5%	-5%
	Other	28		
Week of 11-9-2020 to 11-15-2020	Total	1,633	0%	5%
	Child Protective Services	1,292	0%	8%
	Adult Protective Services	307	0%	-3%
	Other	34		
Week of 11-2-2020 to 11-8-2020	Total	1,563	-6%	1%
	Child Protective Services	1,224	-3%	2%
	Adult Protective Services	310	-16%	-2%
	Other	29		
Week of 10-26-2020 to 11-1-2020	Total	1,610	0%	0%
	Child Protective Services	1,247	0%	0%
	Adult Protective Services	333	5%	7%
	Other	30		
Week of 10-19-2020 to 10-25-2020	Total	1,761	10%	0%
	Child Protective Services	1,380	13%	1%
	Adult Protective Services	336	-3%	-5%
	Other	45		
Week of 10-12-2020 to 10-18-2020	Total	1,637	8%	0%
	Child Protective Services	1,288	12%	-1%
	Adult Protective Services	307	-3%	5%
	Other	42		
Week of 10-5-2020 to 10-11-2020	Total	1,669	27%	-2%
	Child Protective Services	1,256	23%	-7%
	Adult Protective Services	368	43%	21%
	Other	45		
Week of 9-28-2020 to 10-4-2020	Total	1,609	9%	-9%
	Child Protective Services	1,253	9%	-10%
	Adult Protective Services	318	5%	-8%
	Other	38		
Week of 9-21-2020 to 9-27-2020	Total	1,608	18%	-10%
	Child Protective Services	1,222	20%	-13%
	Adult Protective Services	348	12%	5%
	Other	38		
Week of 9-14-2020 to 9-20-2020	Total	1,515	10%	-11%
	Child Protective Services	1,154	15%	-13%
	Adult Protective Services	316	-7%	-5%
	Other	45		
Week of 9-7-2020 to 9-13-2020	Total	1,311	0%	-22%
	Child Protective Services	1,024	9%	-22%
	Adult Protective Services	257	-24%	-20%
	Other	30		
Week of 8-31-2020 to 9-6-2020	Total	1,470	20%	42%
	Child Protective Services	1,146	30%	43%
	Adult Protective Services	302	-4%	47%
	Other	22		
Week of 8-24-2020 to 8-30-2020	Total	1,364	11%	-12%
	Child Protective Services	1,022	15%	-16%
	Adult Protective Services	312	3%	9%
	Other	30		
Week of 8-17-2020 to 8-23-2020	Total	1,376	19%	-9%
	Child Protective Services	1,007	23%	-13%
	Adult Protective Services	340	10%	10%
	Other	29		
Week of 8-10-2020 to 8-16-2020	Total	1,308	8%	-3%
	Child Protective Services	941	12%	-3%
	Adult Protective Services	338	0%	3%
	Other	29		
Week of 8-3-2020 to 8-9-2020	Total	1,224	-2%	-13%
	Child Protective Services	879	-1%	-11%
	Adult Protective Services	313	-8%	-10%
	Other	32		
Week of 7-27-2020 to 8-2-2020	Total	1,231	12%	-4%
	Child Protective Services	892	12%	-4%
	Adult Protective Services	303	8%	-5%
	Other	36		
Week of 7-20-2020 to 7-26-2020	Total	1,155	-5%	-13%
	Child Protective Services	817	-4%	-15%
	Adult Protective Services	308	-6%	-1%
	Other	30		
Week of 7-13-2020 to 7-19-2020	Total	1,216	4%	-14%
	Child Protective Services	843	8%	-15%
	Adult Protective Services	337	-5%	-7%
	Other	36		

Period	By Day & Type	Total	Pct. Difference from 1 month ago	Pct Difference from 1 year ago
Week of 7-6-2020 to 7-12-2020	Total	1,245	4%	-11%
	Child Protective Services	884	4%	-8%
	Adult Protective Services	340	5%	-11%
	Other	21		
Week of 6-29-2020 to 7-5-2020	Total	1,099	-3%	2%
	Child Protective Services	794	4%	2%
	Adult Protective Services	281	-18%	11%
	Other	24		
Week of 6-22-2020 to 6-28-2020	Total	1,210	19%	-6%
	Child Protective Services	850	13%	-6%
	Adult Protective Services	328	34%	1%
	Other	32		
Week of 6-15-2020 to 6-21-2020	Total	1,168	3%	-9%
	Child Protective Services	782	-4%	-16%
	Adult Protective Services	356	21%	16%
	Other	30		
Week of 6-8-2020 to 6-14-2020	Total	1,193	12%	-8%
	Child Protective Services	847	13%	-5%
	Adult Protective Services	325	11%	-7%
	Other	21		
Week of 6-1-2020 to 6-7-2020	Total	1,134	6%	-22%
	Child Protective Services	765	2%	-29%
	Adult Protective Services	343	17%	12%
	Other	26		
Week of 5-25-2020 to 5-31-2020	Total	1,018	-2%	-24%
	Child Protective Services	753	-1%	-27%
	Adult Protective Services	244	-6%	-9%
	Other	21		
Week of 5-18-2020 to 5-24-2020	Total	1,136	14%	-32%
	Child Protective Services	814	14%	-39%
	Adult Protective Services	295	10%	1%
	Other	27		
Week of 5-11-2020 to 5-17-2020	Total	1,069	17%	-38%
	Child Protective Services	749	12%	-46%
	Adult Protective Services	292	36%	-3%
	Other	28		
Week of 5-4-2020 to 5-10-2020	Total	1,069	21%	-28%
	Child Protective Services	747	23%	-37%
	Adult Protective Services	292	16%	11%
	Other	30		
Week of 4-27-2020 to 5-3-2020	Total	1,042	6%	-37%
	Child Protective Services	760	12%	-42%
	Adult Protective Services	260	-7%	-11%
	Other	22		
Week of 4-20-2020 to 4-26-2020	Total	997	8%	-40%
	Child Protective Services	711	8%	-46%
	Adult Protective Services	268	20%	-14%
	Other	18		
Week of 4-13-2020 to 4-19-2020	Total	910	-16%	-32%
	Child Protective Services	667	-12%	-33%
	Adult Protective Services	215	-22%	-27%
	Other	28		
Week of 4-6-2020 to 4-12-2020	Total	886	-49%	-47%
	Child Protective Services	606	-55%	-55%
	Adult Protective Services	252	-30%	-11%
	Other	28		
Week of 3-30-2020 to 4-5-2020	Total	985	-47%	-39%
	Child Protective Services	681	-52%	-48%
	Adult Protective Services	279	-25%	4%
	Other	25		
Week of 3-23-2020 to 3-29-2020	Total	919	-46%	-40%
	Child Protective Services	660	-51%	-47%
	Adult Protective Services	224	-25%	-18%
	Other	35		
Week of 3-16-2020 to 3-22-2020	Total	1,077	-25%	-38%
	Child Protective Services	761	-32%	-46%
	Adult Protective Services	276	-3%	-10%
	Other	40		
Week of 3-9-2020 to 3-15-2020	Total	1,746	1%	1%
	Child Protective Services	1,333	-2%	-7%
	Adult Protective Services	358	4%	36%
	Other	55		
Week of 3-2-2020 to 3-8-2020	Total	1,842	8%	13%
	Child Protective Services	1,425	8%	10%
	Adult Protective Services	372	8%	26%
	Other	45		

DSS
SOUTH CAROLINA
DEPARTMENT of SOCIAL SERVICES

SNAP & TANF Applications Received

Week Period	SNAP	TANF	Combo	Total Applications
2020-03-01 to 2020-03-07	4,184	337	331	4,852
2020-03-08 to 2020-03-14	4,122	325	356	4,803
2020-03-15 to 2020-03-21	7,301	251	664	8,216
2020-03-22 to 2020-03-28	15,423	298	1,083	16,804
2020-03-29 to 2020-04-04	22,404	342	1,186	23,932
2020-04-05 to 2020-04-11	13,034	276	829	14,139
2020-04-12 to 2020-04-18	9,805	194	570	10,569
2020-04-19 to 2020-04-25	7,078	183	390	7,651
2020-04-26 to 2020-05-02	5,804	147	376	6,327
2020-05-03 to 2020-05-09	4,459	180	278	4,917
2020-05-10 to 2020-05-16	4,335	167	314	4,816
2020-05-17 to 2020-05-23	4,185	201	324	4,710
2020-05-24 to 2020-05-30	3,639	192	269	4,100
2020-05-31 to 2020-06-06	4,655	252	404	5,311
2020-06-07 to 2020-06-13	4,463	234	425	5,122
2020-06-14 to 2020-06-20	4,767	227	393	5,387
2020-06-21 to 2020-06-27	4,340	274	397	5,011
2020-06-28 to 2020-07-04	4,783	224	455	5,462
2020-07-05 to 2020-07-11	6,756	269	615	7,640
2020-07-12 to 2020-07-18	6,082	266	543	6,891
2020-07-19 to 2020-07-25	5,487	262	514	6,263
2020-07-26 to 2020-08-01	5,875	266	530	6,671
2020-08-02 to 2020-08-08	7,137	343	746	8,226
2020-08-09 to 2020-08-15	6,947	322	633	7,902
2020-08-16 to 2020-08-22	6,542	320	645	7,507
2020-08-23 to 2020-08-29	5,852	324	648	6,824
2020-08-30 to 2020-09-05	6,289	365	607	7,261
2020-09-06 to 2020-09-12	5,881	295	567	6,743
2020-09-13 to 2020-09-19	6,569	331	636	7,536
2020-09-20 to 2020-09-26	5,978	310	582	6,870
2020-09-27 to 2020-10-03	6,010	299	570	6,879
2020-10-04 to 2020-10-10	6,092	354	569	7,015
2020-10-11 to 2020-10-17	6,158	322	564	7,044
2020-10-18 to 2020-10-24	5,846	329	587	6,762
2020-10-25 to 2020-10-31	5,411	294	483	6,188
2020-11-01 to 2020-11-07	5,881	329	529	6,739
2020-11-08 to 2020-11-14	5,994	303	523	6,820
2020-11-09 to 2020-11-21	6,218	324	574	7,116

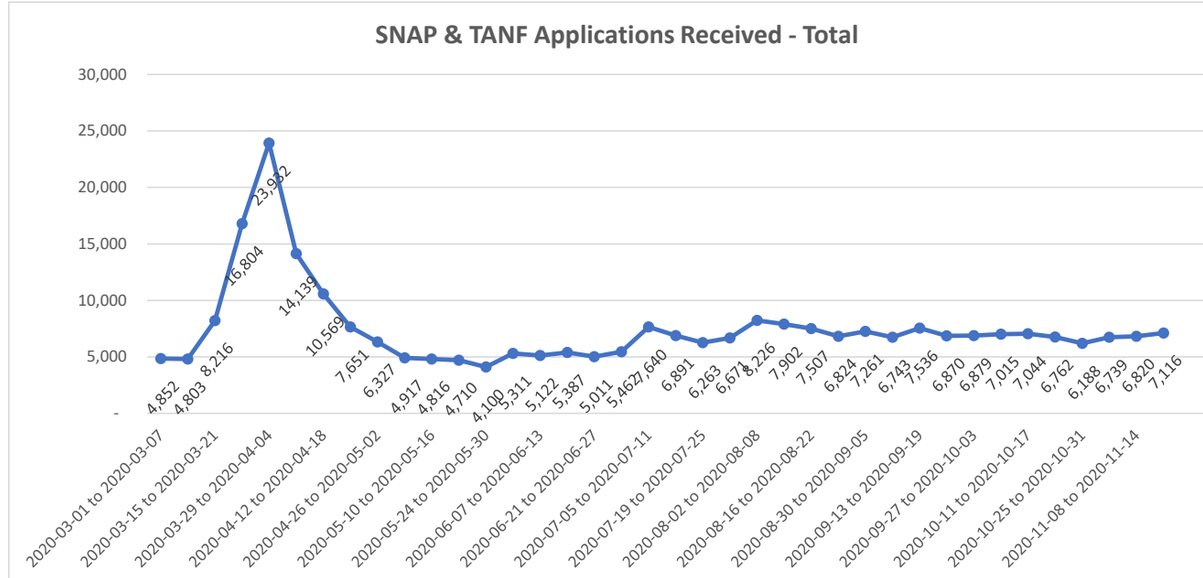

DSS
SOUTH CAROLINA
DEPARTMENT of SOCIAL SERVICES

SNAP / TANF Active Enrollment
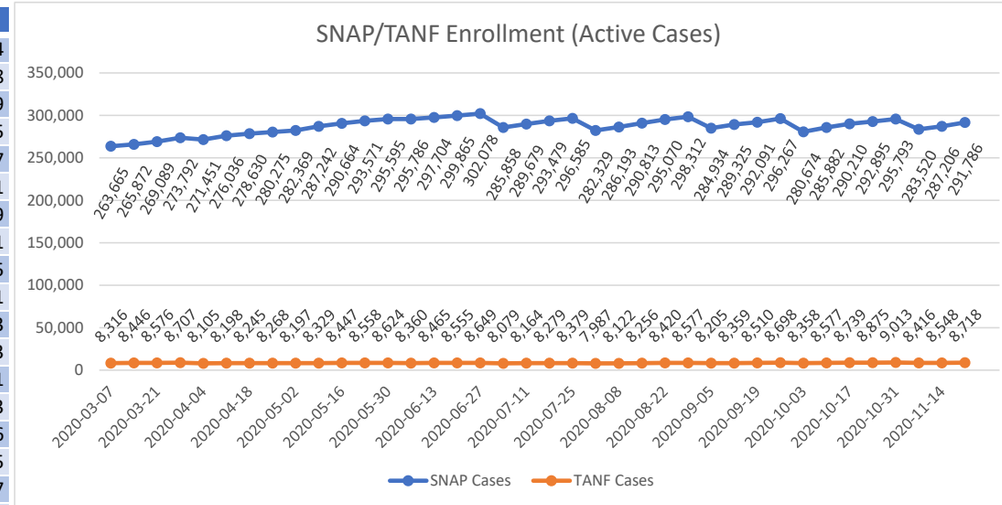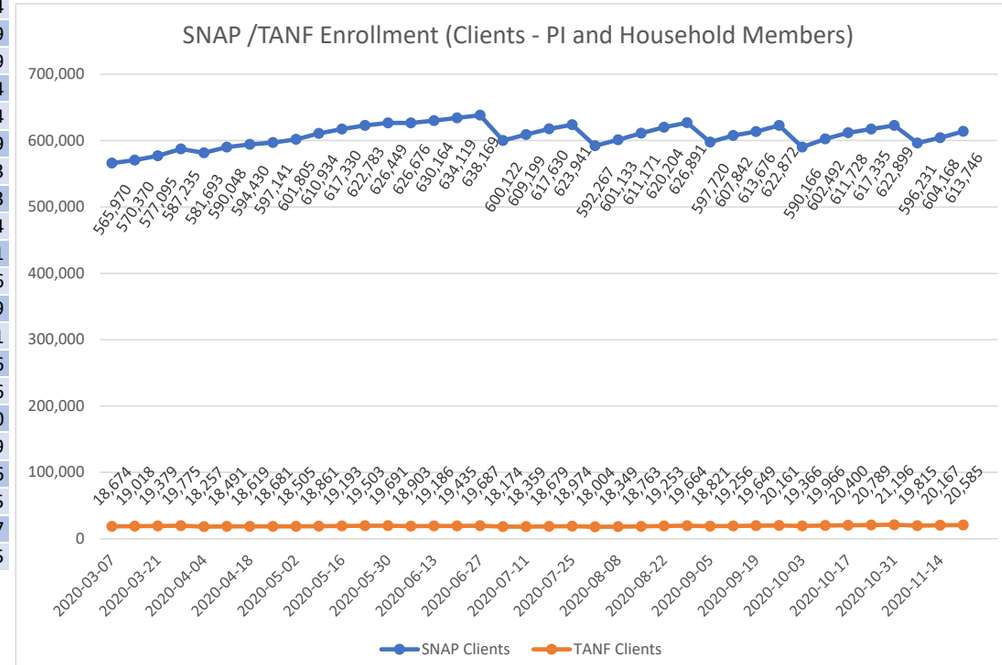
Week Ending on	SNAP Cases	SNAP Clients	TANF Cases	TANF Clients
2020-03-07	263,665	565,970	8,316	18,674
2020-03-14	265,872	570,370	8,446	19,018
2020-03-21	269,089	577,095	8,576	19,379
2020-03-28	273,792	587,235	8,707	19,775
2020-04-04	271,451	581,693	8,105	18,257
2020-04-11	276,036	590,048	8,198	18,491
2020-04-18	278,630	594,430	8,245	18,619
2020-04-25	280,275	597,141	8,268	18,681
2020-05-02	282,369	601,805	8,197	18,505
2020-05-09	287,242	610,934	8,329	18,861
2020-05-16	290,664	617,330	8,447	19,193
2020-05-23	293,571	622,783	8,558	19,503
2020-05-30	295,595	626,449	8,624	19,691
2020-06-06	295,786	626,676	8,360	18,903
2020-06-13	297,704	630,164	8,465	19,186
2020-06-20	299,865	634,119	8,555	19,435
2020-06-27	302,078	638,169	8,649	19,687
2020-07-04	285,858	600,122	8,079	18,174
2020-07-11	289,679	609,199	8,164	18,359
2020-07-18	293,479	617,630	8,279	18,679
2020-07-25	296,585	623,941	8,379	18,974
2020-08-01	282,329	592,267	7,987	18,004
2020-08-08	286,193	601,133	8,122	18,349
2020-08-15	290,813	611,171	8,256	18,763
2020-08-22	295,070	620,204	8,420	19,253
2020-08-29	298,312	626,891	8,577	19,664
2020-09-05	284,934	597,720	8,205	18,821
2020-09-12	289,325	607,842	8,359	19,256
2020-09-19	292,091	613,676	8,510	19,649
2020-09-26	296,267	622,872	8,698	20,161
2020-10-03	280,674	590,166	8,358	19,366
2020-10-10	285,882	602,492	8,577	19,966
2020-10-17	290,210	611,728	8,739	20,400
2020-10-24	292,895	617,335	8,875	20,789
2020-10-31	295,793	622,899	9,013	21,196
2020-11-07	283,520	596,231	8,416	19,815
2020-11-14	287,206	604,168	8,548	20,167
2020-11-21	291,786	613,746	8,718	20,585