DSS
SOUTH CAROLINA
DEPARTMENT of SOCIAL SERVICES

Intake Data

Period	By Day & Type	Total	Pct. Difference from 1 month ago	Pct Difference from 1 year ago
Week of 8-3-2020 to 8-9-2020	Total	1,210	-3%	-14%
	Child Protective Services	874	-1%	-12%
	Adult Protective Services	310	-9%	-11%
	Other	26		
Week of 7-27-2020 to 8-2-2020	Total	1,228	12%	-5%
	Child Protective Services	890	12%	-4%
	Adult Protective Services	302	7%	-5%
	Other	36		
Week of 7-20-2020 to 7-26-2020	Total	1,154	-5%	-13%
	Child Protective Services	816	-4%	-15%
	Adult Protective Services	308	-6%	-1%
	Other	30		
Week of 7-13-2020 to 7-19-2020	Total	1,216	4%	-14%
	Child Protective Services	843	8%	-15%
	Adult Protective Services	337	-5%	-7%
	Other	36		
Week of 7-6-2020 to 7-12-2020	Total	1,245	4%	-11%
	Child Protective Services	884	4%	-8%
	Adult Protective Services	340	5%	-11%
	Other	21		
Week of 6-29-2020 to 7-5-2020	Total	1,099	-3%	2%
	Child Protective Services	794	4%	2%
	Adult Protective Services	281	-18%	11%
	Other	24		
Week of 6-22-2020 to 6-28-2020	Total	1,210	19%	-6%
	Child Protective Services	850	13%	-6%
	Adult Protective Services	328	34%	1%
	Other	32		
Week of 6-15-2020 to 6-21-2020	Total	1,168	3%	-9%
	Child Protective Services	782	-4%	-16%
	Adult Protective Services	356	21%	16%
	Other	30		
Week of 6-8-2020 to 6-14-2020	Total	1,193	12%	-8%
	Child Protective Services	847	13%	-5%
	Adult Protective Services	325	11%	-7%
	Other	21		
Week of 6-1-2020 to 6-7-2020	Total	1,134	6%	-22%
	Child Protective Services	765	2%	-29%
	Adult Protective Services	343	17%	12%
	Other	26		
Week of 5-25-2020 to 5-31-2020	Total	1,018	-2%	-24%
	Child Protective Services	753	-1%	-27%
	Adult Protective Services	244	-6%	-9%
	Other	21		

DSS
SOUTH CAROLINA
DEPARTMENT of SOCIAL SERVICES

Intake Data

Period	By Day & Type	Total	Pct. Difference from 1 month ago	Pct Difference from 1 year ago
Week of 5-18-2020 to 5-24-2020	Total	1,136	14%	-32%
	Child Protective Services	814	14%	-39%
	Adult Protective Services	295	10%	1%
	Other	27		
Week of 5-11-2020 to 5-17-2020	Total	1,069	17%	-38%
	Child Protective Services	749	12%	-46%
	Adult Protective Services	292	36%	-3%
	Other	28		
Week of 5-4-2020 to 5-10-2020	Total	1,069	21%	-28%
	Child Protective Services	747	23%	-37%
	Adult Protective Services	292	16%	11%
	Other	30		
Week of 4-27-2020 to 5-3-2020	Total	1,042	6%	-37%
	Child Protective Services	760	12%	-42%
	Adult Protective Services	260	-7%	-11%
	Other	22		
Week of 4-20-2020 to 4-26-2020	Total	997	8%	-40%
	Child Protective Services	711	8%	-46%
	Adult Protective Services	268	20%	-14%
	Other	18		
Week of 4-13-2020 to 4-19-2020	Total	910	-16%	-32%
	Child Protective Services	667	-12%	-33%
	Adult Protective Services	215	-22%	-27%
	Other	28		
Week of 4-6-2020 to 4-12-2020	Total	886	-49%	-47%
	Child Protective Services	606	-55%	-55%
	Adult Protective Services	252	-30%	-11%
	Other	28		
Week of 3-30-2020 to 4-5-2020	Total	985	-47%	-39%
	Child Protective Services	681	-52%	-48%
	Adult Protective Services	279	-25%	4%
	Other	25		
Week of 3-23-2020 to 3-29-2020	Total	919	-46%	-40%
	Child Protective Services	660	-51%	-47%
	Adult Protective Services	224	-25%	-18%
	Other	35		
Week of 3-16-2020 to 3-22-2020	Total	1,077	-25%	-38%
	Child Protective Services	761	-32%	-46%
	Adult Protective Services	276	-3%	-10%
	Other	40		
Week of 3-9-2020 to 3-15-2020	Total	1,746	1%	1%
	Child Protective Services	1,333	-2%	-7%
	Adult Protective Services	358	4%	36%
	Other	55		
Week of 3-2-2020 to 3-8-2020	Total	1,842	8%	13%
	Child Protective Services	1,425	8%	10%
	Adult Protective Services	372	8%	26%
	Other	45		

DSS
SOUTH CAROLINA
DEPARTMENT of SOCIAL SERVICES

SNAP & TANF Applications Received

Week Period	SNAP	TANF	Combo	Total Applications
2020-03-01 to 2020-03-07	4,184	337	331	4,852
2020-03-08 to 2020-03-14	4,122	325	356	4,803
2020-03-15 to 2020-03-21	7,301	251	664	8,216
2020-03-22 to 2020-03-28	15,423	298	1,083	16,804
2020-03-29 to 2020-04-04	22,404	342	1,186	23,932
2020-04-05 to 2020-04-11	13,034	276	829	14,139
2020-04-12 to 2020-04-18	9,805	194	570	10,569
2020-04-19 to 2020-04-25	7,078	183	390	7,651
2020-04-26 to 2020-05-02	5,804	147	376	6,327
2020-05-03 to 2020-05-09	4,459	180	278	4,917
2020-05-10 to 2020-05-16	4,335	167	314	4,816
2020-05-17 to 2020-05-23	4,185	201	324	4,710
2020-05-24 to 2020-05-30	3,639	192	269	4,100
2020-05-31 to 2020-06-06	4,655	252	404	5,311
2020-06-07 to 2020-06-13	4,463	234	425	5,122
2020-06-14 to 2020-06-20	4,767	227	393	5,387
2020-06-21 to 2020-06-27	4,340	274	397	5,011
2020-06-28 to 2020-07-04	4,782	224	455	5,461
2020-07-05 to 2020-07-11	6,754	269	615	7,638
2020-07-12 to 2020-07-18	6,081	266	542	6,889
2020-07-19 to 2020-07-25	5,482	261	514	6,257
2020-07-26 to 2020-08-01	5,862	265	529	6,656
2020-08-02 to 2020-08-08	7,083	333	746	8,162

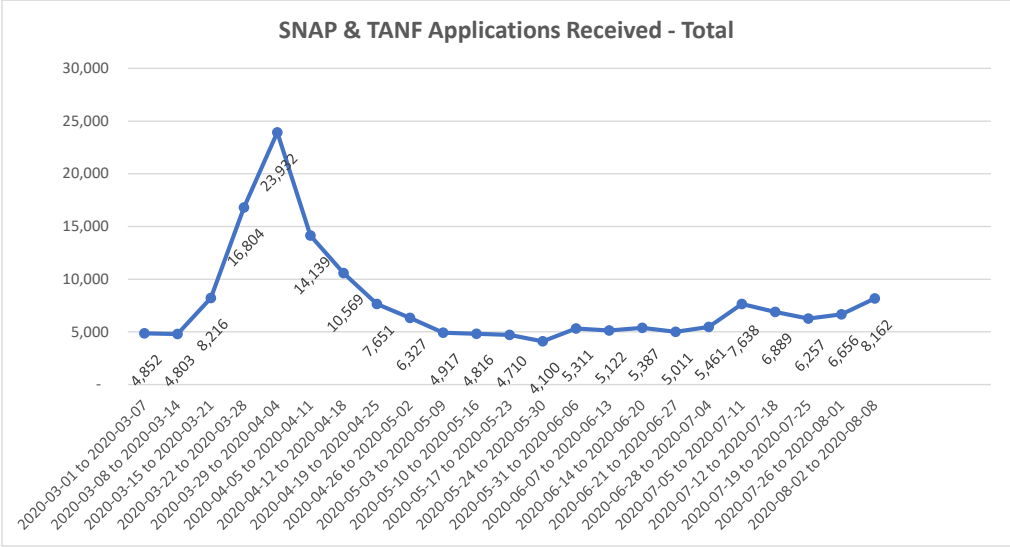

DSS
SOUTH CAROLINA
DEPARTMENT of SOCIAL SERVICES

SNAP / TANF Active Enrollment
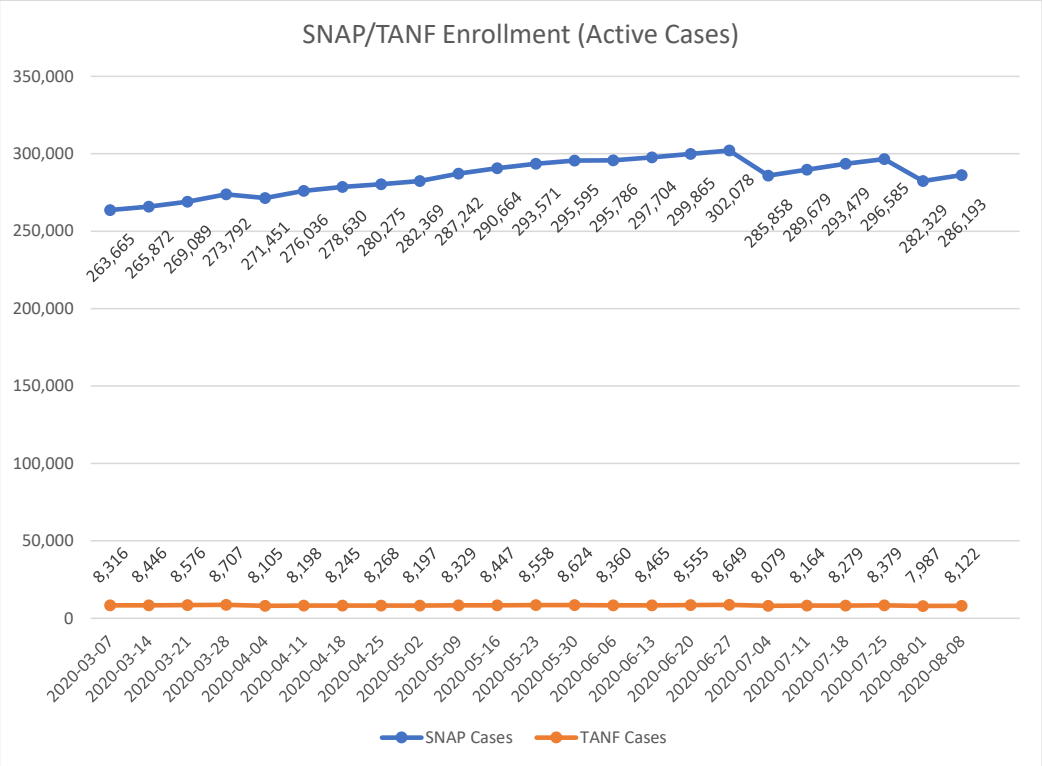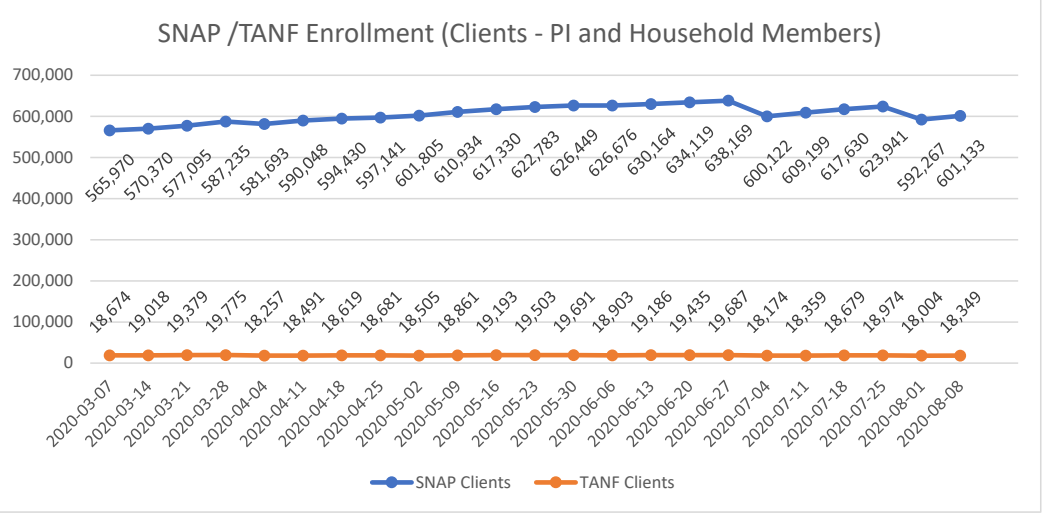
Week Ending on	SNAP Cases	SNAP Clients	TANF Cases	TANF Clients
2020-03-07	263,665	565,970	8,316	18,674
2020-03-14	265,872	570,370	8,446	19,018
2020-03-21	269,089	577,095	8,576	19,379
2020-03-28	273,792	587,235	8,707	19,775
2020-04-04	271,451	581,693	8,105	18,257
2020-04-11	276,036	590,048	8,198	18,491
2020-04-18	278,630	594,430	8,245	18,619
2020-04-25	280,275	597,141	8,268	18,681
2020-05-02	282,369	601,805	8,197	18,505
2020-05-09	287,242	610,934	8,329	18,861
2020-05-16	290,664	617,330	8,447	19,193
2020-05-23	293,571	622,783	8,558	19,503
2020-05-30	295,595	626,449	8,624	19,691
2020-06-06	295,786	626,676	8,360	18,903
2020-06-13	297,704	630,164	8,465	19,186
2020-06-20	299,865	634,119	8,555	19,435
2020-06-27	302,078	638,169	8,649	19,687
2020-07-04	285,858	600,122	8,079	18,174
2020-07-11	289,679	609,199	8,164	18,359
2020-07-18	293,479	617,630	8,279	18,679
2020-07-25	296,585	623,941	8,379	18,974
2020-08-01	282,329	592,267	7,987	18,004
2020-08-08	286,193	601,133	8,122	18,349