

FOSTER PARENT FACTS

I'm a foster parent...Now what?

CONFIDENTIALITY

Sharing family photos and stories is a normal part of life, but similar to many other things, requirements are different when you are a foster parent. Make sure you are up-to-date on the confidentiality requirements all licensed foster parents agree to abide by during and after the time a child is placed in their home.

SCDSS Regulations
Section W - Confidentiality States:

(1) No foster family or adoptive placement home shall directly or indirectly disclose any information regarding foster children, their biological families, or other individuals who have had control of the foster children, other than to professionals treating, caring for, and providing services for the child or others as SCDSS or the licensed child placing agency deems appropriate.

(2) No foster family or adoptive placement home shall post identifying information about foster children placed in their homes, including pictures on any closed or open social media group. Schools, daycares, and other extracurricular or childcare services may post pictures of foster children with permission from the agency.

(3) Information about a foster child that is disclosed shall be limited to information that is necessary to provide for the child's needs and in their best interest.

IN THIS ISSUE

"I FEEL RICH"

Guest Columnist
Maria Dayton

SUMMER IS COMING!

Summer tips and
ideas to set your family
up for success

POLICY AND PROCEDURE:

Emergency placement
and outside-of-
business-hours contact

SCDSS FOSTER PARENT HELPLINE

*A resource for prospective and licensed
foster parents.*

Brianna Kaldenbach
Statewide Foster Parent Liaison
FPHelp@dss.sc.gov
803-898-4174

FOSTER PARENT TESTIMONIAL

“I FEEL RICH”. This statement was made one night as our family sat down to dinner at the table by a teen who had only recently come into our home. At the moment I found this statement odd. Our place settings, table, nor food are extravagant, so I asked the teen why she felt that way. Her reasoning was one shared many times over the years from other teens who sat in her exact spot. Prior to coming to our home dinner was eaten in a bedroom, alone, not sitting around the table spending time in community laughing and arguing over the last bites.

The circumstances she noticed are not by accident. When my biological children were young and involved in many different activities our family often ate on the go. However, on the nights we were home, we sat at the table and took the time to fellowship and spend time together as a family. We found it also helps with mindless eating, correlates to smaller portions, and assists teaching social and table manners.

We carried this tradition into how we facilitate dinner with any children in foster care living with us. Many come back to visit us and say sitting around the table for dinner was what they enjoyed most about our house and miss in their current lives.

Children need connection – even if it’s in chaos, eating burnt dinner, or talking with their mouth full of food – and the dinner table is one of the best places to provide it to all children. Whether they are only there for a night or staying forever, we have the opportunity to show them a way they truly experience **richness**, no matter the place setting.

MARIA DAYTON

Foster Parent Advisory Council member

Foster parent of 20+ years and 100+ children

SUMMER CHILDCARE AND CAMPS




Summer is almost here and we all know planning for summer starts well before it’s arrival!

Below are ideas to get you started!

- YMCA Camps
- Recreation Center Camps
- Church camps
- Royal Kids Camp (Lowcountry)
- Community theaters
- Technical colleges
- Boys and Girls Clubs
- Sports Camps
- Three Rivers Respite Camp
- Daycare/ childcare center (DSS Childcare scholarships accepted at many)



Scan your smartphone camera over the QR codes to find summer activity resources specific to each region.



QUESTIONS? EMAIL US AT FPHELP@DSS.SC.GOV OR GIVE US A CALL AT (803) 898-4174.


Guide for Shared Case-Related Information

Ever wonder what information case managers can share with foster parents about a child's case, background, and family history? Confused over why information is shared at some instances, but not others?



The newly developed FAQs of Shared Information is your resource for what is permissible by state statute to share between SCDSS and Foster Parents about the biological family and their case plan. Scan the QR code with a smartphone to locate this resource on the SCDSS website.

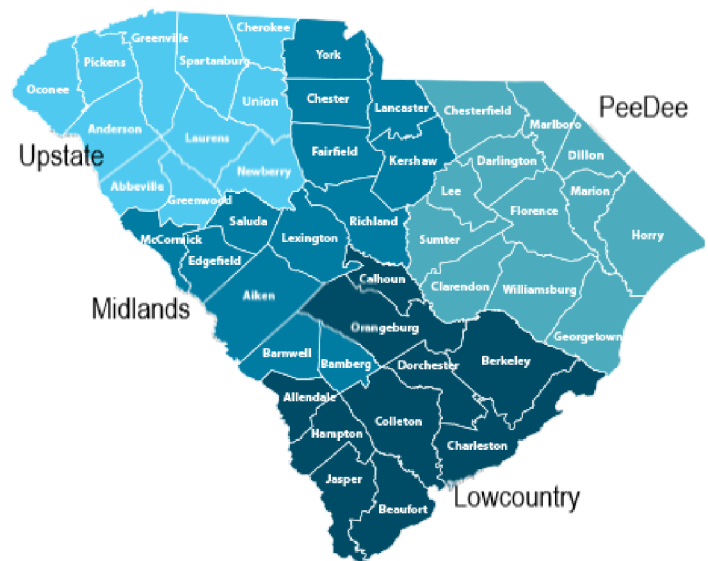
Emergency Situations with Children in Foster Care



- For emergency situations use the below order of contact.
 - Immediate health and safety concerns of child or others: contact 911.
 - Emergency, but not immediate health and safety concerns, during business hours: Contact case manager or supervisor.
 - If you cannot reach the case management team, or it is while the offices are closed, contact the regional placement unit for your child's managing county and they will reach out to the county as needed. Information for each region is below.
 - If you cannot reach the regional placement team contact the Intake Hub at 888-227-3487.

AFTER HOURS REGIONAL CONTACT INFORMATION

Upstate: 864-642-8432
Midlands: 803-605-0145
Low Country: 843-371-9421
Pee Dee: 843-616-2004





DIRECT DEPOSIT

Complete the form for direct deposit to receive your monthly Board Payment. Scan the QR code to the left for the form on the DSS website.

Email the form and a voided check to _DSS-EPAY@dss.sc.gov.

Be sure to include the word ENCRYPT in the subject line of the email to protect your information.

FOSTER PARENT HANDBOOK



Find information on roles within DSS and other case management team members, understand the court process, and expectations of foster parents.

Scan the QR code to the right to view and download the Foster Family Handbook on the DSS website.

SC CHILD CARE SCHOLARSHIP PROGRAM

1. At time of placement, Foster Families need to let Licensing and Placement staff know if child care is needed.
2. Parents choose an approved provider who will care for their child and DSS pays the provider directly.
3. Licensing and Placement staff forward Foster Parent contact information and name of child care provider.
4. Scholarship Program staff contact Foster Parent to request any additional information to process request.

Scan the QR code on the right to visit the official SC Child Care website for more information.

Email questions to: fosterchildcare@dss.sc.gov



CHILD AND ADULT INFORMATION PORTAL (CAIP)

CAIP is a secure, virtual platform to view and share health, education, and well-being information about children in foster care.

To Gain Access:

1. Complete Training on the SCFPA Training Platform found at www.scfpalms.com.
2. After successfully completing training, receive a username and password from SCDSS to access CAIP. This can take a few weeks from training completion. If you do not receive login information after that time, please reach out to FPHelp@dss.sc.gov
3. Log into CAIP within 24 hours of receiving email.
4. Access CAIP using a smartphone, tablet, desktop or laptop computer.
5. View and update important information about the children and youth in your care.

CONTINUED EDUCATION

SCFPA offers courses and trainings in two convenient formats:

Live Webinars

1. Go to SC Foster Parents Training & Resources (scfpa.com)
2. Click on "Open Training Calendar."
3. Search by event type or just scroll down to the bottom and select the blue link that says, "Click for more details."
4. Register directly with the trainer.
5. Receive an invite via email from Let's Talk Video notifications@letstalk.video.

Recorded Webinars

SCFPALMS has many recorded trainings that you can access anytime, day or night! Just go to www.scfpalms.com and create a FREE account.

Subscribe to the SCFPA Email List for a weekly email with training opportunities.

Visit www.scfpalms.com and select "Click Here to Join the SCFPA Email List" and add your e-mail address.