

South Carolina Department of Social Services

Placement Types for Youth in Foster Care on June 30, 2020

SCDSS - Accountability, Data, and Research Division (data from CAPSS on August 1, 2020)

| Placement Type | Age in Years | | | | | Total |
|--|--------------|------------|--------------|--------------|------------|--------------|
| | 0-1 YO | 2-6 YO | 7-12 YO | 13-17 YO | 18 YO | |
| Adoptive Home (Foster Parent) | 22 | 40 | 26 | 11 | | 99 |
| Adoptive Home (Relative) | 1 | 4 | | 3 | | 8 |
| Correctional Facility (Non-DJJ) | | | | 2 | 1 | 3 |
| Court Ordered Parent | 3 | 11 | 18 | 12 | | 44 |
| Court Ordered Unlicensed Non-Relative | 12 | 5 | 7 | 6 | | 30 |
| Court Ordered Unlicensed Relative | 69 | 79 | 102 | 69 | | 319 |
| DDSN Community Training Home | | | | 1 | | 1 |
| DDSN Residential Facility | | | | | 1 | 1 |
| DJJ Facility | | | | 13 | | 13 |
| Foster Home | 604 | 561 | 487 | 226 | 21 | 1,899 |
| Foster Home (Relative) | 18 | 25 | 38 | 23 | | 104 |
| Group Home - Includes DJJ, SIL, and Child Caring Institution | 9 | 10 | 88 | 534 | 59 | 700 |
| Hospital (Non-Temporary - 30 days or more) | | | 3 | 4 | | 7 |
| Non-DMH Psychiatric (Non-Temporary - 30 days or more) | | | | 1 | | 1 |
| Other Adoptive Home | | 2 | 4 | 2 | | 8 |
| Pre-Adoptive Home | 12 | 20 | 38 | 19 | | 89 |
| Residential Treatment Facility | | | 15 | 50 | 1 | 66 |
| School/College (No Board Payments) | | | | | 2 | 2 |
| Therapeutic Foster Home | 57 | 135 | 381 | 327 | 62 | 962 |
| STATE TOTAL | 807 | 892 | 1,207 | 1,303 | 147 | 4,356 |

South Carolina Department of Social Services

Placement Categories for Youth in Foster Care on June 30, 2020

SCDSS - Accountability, Data, and Research Division (data from CAPSS on August 1, 2020)

| Placement Type | Age in Years | | | | | Total |
|---------------------|--------------|------------|--------------|--------------|------------|--------------|
| | 0-1 YO | 2-6 YO | 7-12 YO | 13-17 YO | 18 YO + | |
| Foster care | 661 | 696 | 868 | 554 | 83 | 2,862 |
| Kinship care | 103 | 124 | 165 | 113 | | 505 |
| Congregate care | 9 | 10 | 103 | 584 | 60 | 766 |
| Pre-adoptive | 34 | 62 | 68 | 32 | | 196 |
| Other / Specialized | | | 3 | 20 | 4 | 27 |
| STATE TOTAL | 807 | 892 | 1,207 | 1,303 | 147 | 4,356 |

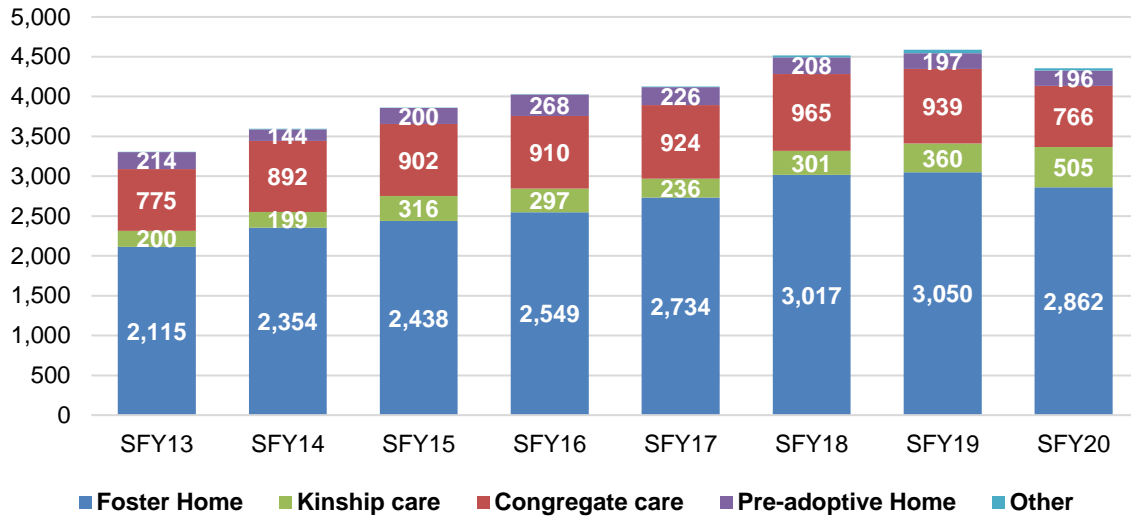
Placement Types for Youth in Foster Care on the last day of the State Fiscal Year

SCDSS - Accountability, Data, and Research (last FY from data from CAPSS on Augu

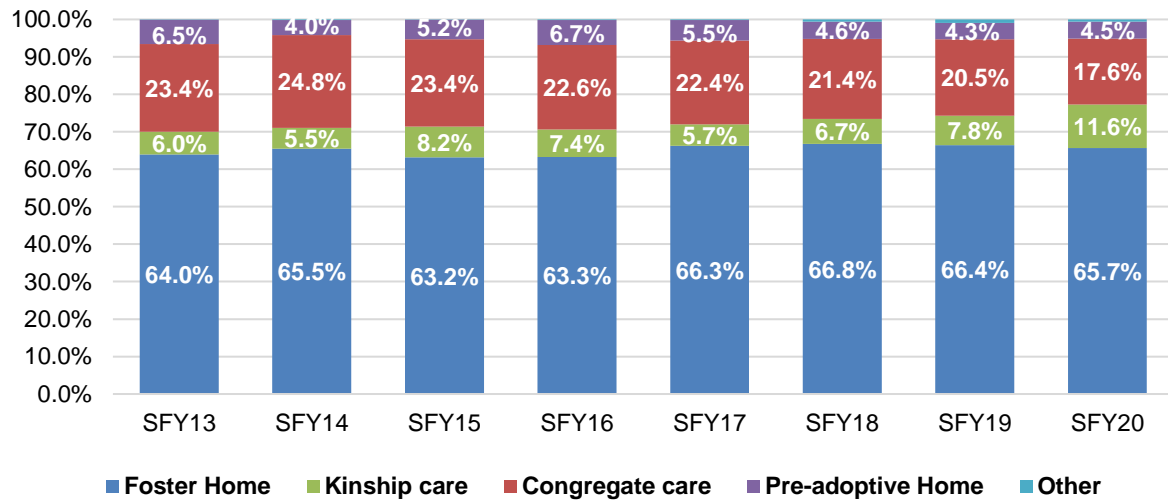
| Placement Type | SFY11 | SFY12 | SFY13 | SFY14 | SFY15 | SFY16 | SFY17 | SFY18 | SFY19 |
|--|--------------|--------------|--------------|--------------|--------------|--------------|--------------|--------------|--------------|
| Adoptive Home (Foster Parent) | 324 | 88 | 91 | 54 | 89 | 135 | 113 | 107 | 112 |
| Adoptive Home (Relative) | 20 | 8 | 9 | 2 | 12 | 12 | 13 | 15 | 5 |
| Alcohol/Drug Treatment Facility | 6 | 4 | 6 | 1 | 1 | 2 | 2 | 1 | 7 |
| Correctional Facility (Non-DJJ) | 18 | 7 | 7 | 13 | 11 | 8 | 8 | 7 | 4 |
| Court Ordered Parent | 86 | 39 | 31 | 24 | 39 | 49 | 26 | 12 | 27 |
| Court Ordered Unlicensed Non-Relative | 20 | 8 | 10 | 13 | 16 | 13 | 9 | 21 | 23 |
| Court Ordered Unlicensed Relative | 393 | 234 | 150 | 145 | 241 | 214 | 173 | 220 | 275 |
| DDSN Community Training Home | 1 | 1 | 2 | 2 | | | 1 | 1 | 3 |
| DDSN Residential Facility | 3 | 1 | 0 | 2 | 1 | 1 | 1 | 1 | 1 |
| DJJ Facility | 11 | 6 | 14 | 9 | 11 | 16 | 10 | 11 | 21 |
| DMH Psychiatric Hospital (Non-Temp. - More Than 30 Days) | 2 | 1 | 1 | | 2 | 2 | 0 | 1 | |
| Emergency Shelter | 59 | 84 | 108 | 65 | 75 | 36 | 4 | 6 | 1 |
| Foster Home | 1023 | 1200 | 1176 | 1246 | 1381 | 1413 | 1609 | 1858 | 1952 |
| Foster Home (Relative) | 30 | 32 | 19 | 30 | 36 | 34 | 37 | 33 | 30 |
| Group Home - Includes DJJ, SIL, and Child Caring Institution | 590 | 505 | 522 | 735 | 717 | 757 | 823 | 895 | 871 |
| Hospital (Non-Temp. - More than 30 Days) | | 1 | 1 | 6 | 1 | 4 | 4 | 2 | 7 |
| Maternity Home | 1 | | | | | | | | |
| Non DMH Psychiatric Hospital (Non-Temp. - More than 30 Days) | 0 | 0 | 0 | | 1 | | 2 | 1 | 3 |
| Other Adoptive Home | 101 | 33 | 51 | 28 | 23 | 21 | 24 | 22 | 10 |
| Pre-Adoptive Home | 120 | 81 | 63 | 60 | 76 | 100 | 76 | 79 | 75 |
| Residential Treatment Facility | 120 | 123 | 112 | 58 | 76 | 81 | 74 | 64 | 67 |
| School/College (No Board Payments) | 48 | 26 | 6 | 9 | 10 | 9 | 2 | 3 | 1 |
| Therapeutic Foster Home | 885 | 873 | 927 | 1093 | 1041 | 1123 | 1115 | 1158 | 1095 |
| TOTAL Children in Foster Care | 3,861 | 3,355 | 3,306 | 3,595 | 3,860 | 4,030 | 4,126 | 4,518 | 4,590 |

| Placement Type | SFY00 | SFY01 | SFY02 | SFY03 | SFY04 | SFY06 | SFY09 | SFY10 |
|--|--------------|--------------|--------------|--------------|--------------|--------------|--------------|--------------|
| Adoptive Home (Foster Parent) | 0 | 0 | 0 | 0 | 0 | 0 | 134 | 148 |
| Adoptive Home (Relative) | 0 | 0 | 0 | 0 | 0 | 0 | 11 | 27 |
| Alcohol/Drug Treatment Facility | 1 | 5 | 9 | 8 | 7 | 4 | 11 | 4 |
| Correctional Facility (Non-DJJ) | 14 | 9 | 9 | 11 | 8 | 9 | 16 | 10 |
| Court Ordered Parent | 0 | 0 | 0 | 0 | 0 | 0 | 35 | 67 |
| Court Ordered Unlicensed Non-Relative | 20 | 27 | 21 | 42 | 34 | 19 | 14 | 17 |
| Court Ordered Unlicensed Relative | 187 | 255 | 315 | 258 | 295 | 269 | 254 | 298 |
| DDSN Community Training Home | 4 | 4 | 4 | 2 | 2 | 2 | 2 | 1 |
| DDSN Residential Facility | 12 | 8 | 7 | 11 | 9 | 6 | 3 | 2 |
| DJJ Facility | 40 | 41 | 25 | 35 | 20 | 24 | 13 | 12 |
| DMH Psychiatric Hospital (Non-Temp. - More Than 45 Days) | 15 | 15 | 10 | 8 | 7 | 17 | 5 | 3 |
| Emergency Shelter | 101 | 118 | 135 | 144 | 135 | 150 | 155 | 84 |
| Foster Home | 2,145 | 2,192 | 2,168 | 2,149 | 2,085 | 2,043 | 2,264 | 1,997 |
| Foster Home (Relative) | 72 | 59 | 51 | 79 | 70 | 67 | 36 | 22 |
| Group Home - Includes DJJ, SIL, and Child Caring Institution | 738 | 821 | 829 | 859 | 866 | 952 | 948 | 734 |
| Hospital (Non-Temp. - More than 45 Days) | 22 | 15 | 13 | 6 | 14 | 8 | 6 | 3 |
| Maternity Home | 4 | 7 | 6 | 4 | 2 | 4 | 2 | 1 |
| Non DMH Psychiatric Hospital (Non-Temp. - More than 45 Days) | 26 | 19 | 16 | 6 | 8 | 8 | 0 | 0 |
| Non-Supervised Independent Living Setting | 71 | 68 | 73 | 62 | 52 | 28 | 3 | 2 |
| Other Adoptive Home | 235 | 188 | 249 | 183 | 184 | 203 | 56 | 43 |
| Other Residential Facility | 3 | 5 | 19 | 17 | 20 | 24 | 1 | 0 |
| Pre-Adoptive Home | 95 | 96 | 104 | 106 | 106 | 112 | 109 | 138 |
| Residential Treatment Facility | 47 | 39 | 58 | 56 | 69 | 138 | 219 | 234 |
| School/College (No Board Payments) | 0 | 0 | 0 | 0 | 0 | 0 | 6 | 17 |
| Temporary Event | 12 | 10 | 2 | 0 | 0 | 0 | 0 | |
| Therapeutic Foster Home | 763 | 767 | 795 | 846 | 927 | 978 | 1,064 | 981 |
| Other | | | | | | | | 1 |
| TOTAL Children in Foster Care | 4,627 | 4,768 | 4,918 | 4,892 | 4,920 | 5,065 | 5,367 | 4,845 |

Placement Categories Over Time - Numbers



Placement Categories Over Time - Percentage

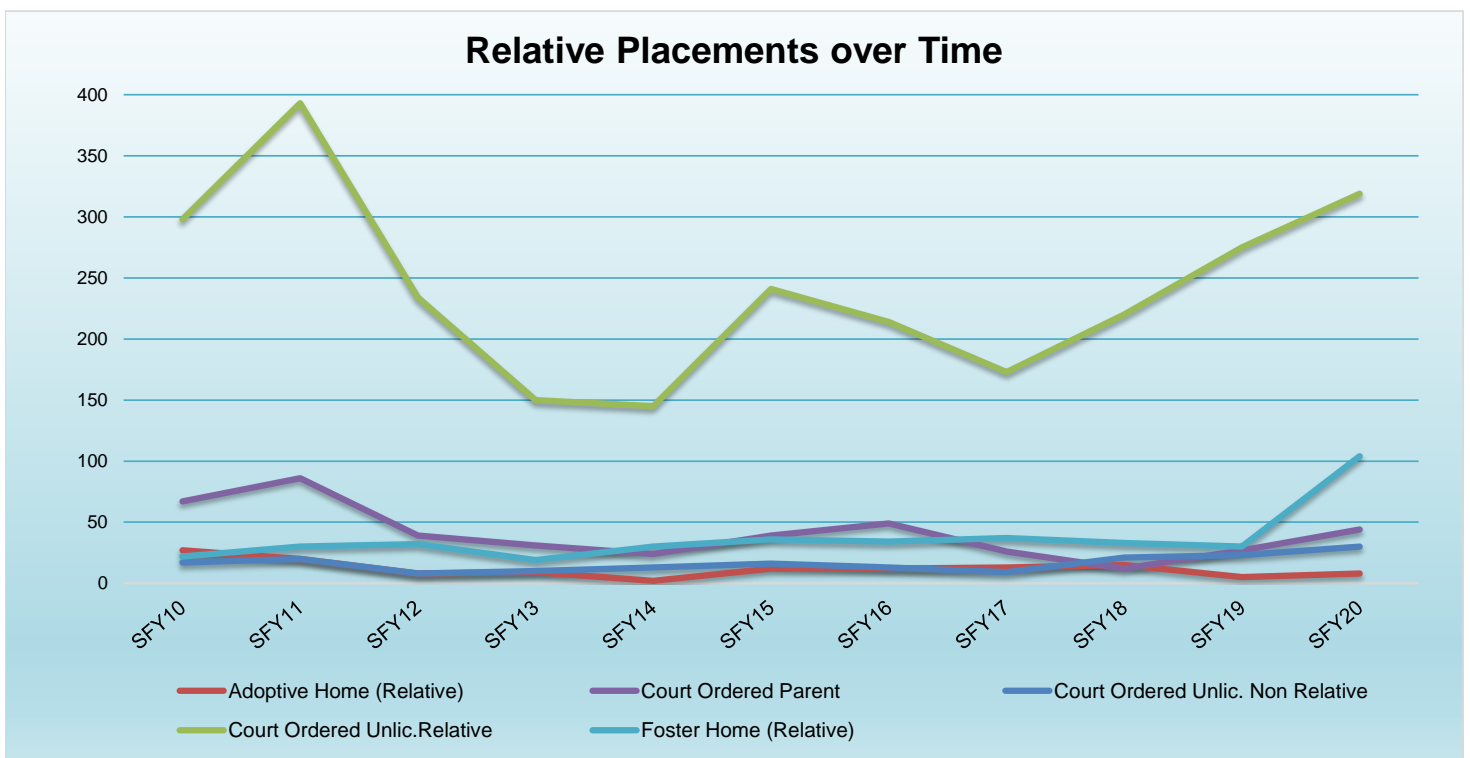


Kinship and Fictive Kinship Placement for Youth in Foster Care on the last day of the State Fiscal Year

SCDSS - Accountability, Data, and Research (last FY from data from CAPSS on August 1, 2020)

| Placement Type | SFY09 | SFY10 | SFY11 | SFY12 | SFY13 | SFY14 | SFY15 | SFY16 | SFY17 | SFY18 | SFY19 | SFY20 |
|--------------------------------------|------------|------------|------------|------------|------------|------------|------------|------------|------------|------------|------------|------------|
| Adoptive Home (Relative) | 11 | 27 | 20 | 8 | 9 | 2 | 12 | 12 | 13 | 15 | 5 | 8 |
| Court Ordered Parent | 35 | 67 | 86 | 39 | 31 | 24 | 39 | 49 | 26 | 12 | 27 | 44 |
| Court Ordered Unlic. Non Relative | 14 | 17 | 20 | 8 | 10 | 13 | 16 | 13 | 9 | 21 | 23 | 30 |
| Court Ordered Unlic. Relative | 254 | 298 | 393 | 234 | 150 | 145 | 241 | 214 | 173 | 220 | 275 | 319 |
| Foster Home (Relative) | 36 | 22 | 30 | 32 | 19 | 30 | 36 | 34 | 37 | 33 | 30 | 104 |
| TOTAL Children in Foster Care | 350 | 431 | 549 | 321 | 219 | 214 | 344 | 322 | 258 | 301 | 360 | 505 |

For the purposes of this report, "Adoptive Home (Relative)" is counted both as a "RELATIVE PLACEMENT" and as an "ADOPTIVE PLACEMENT."

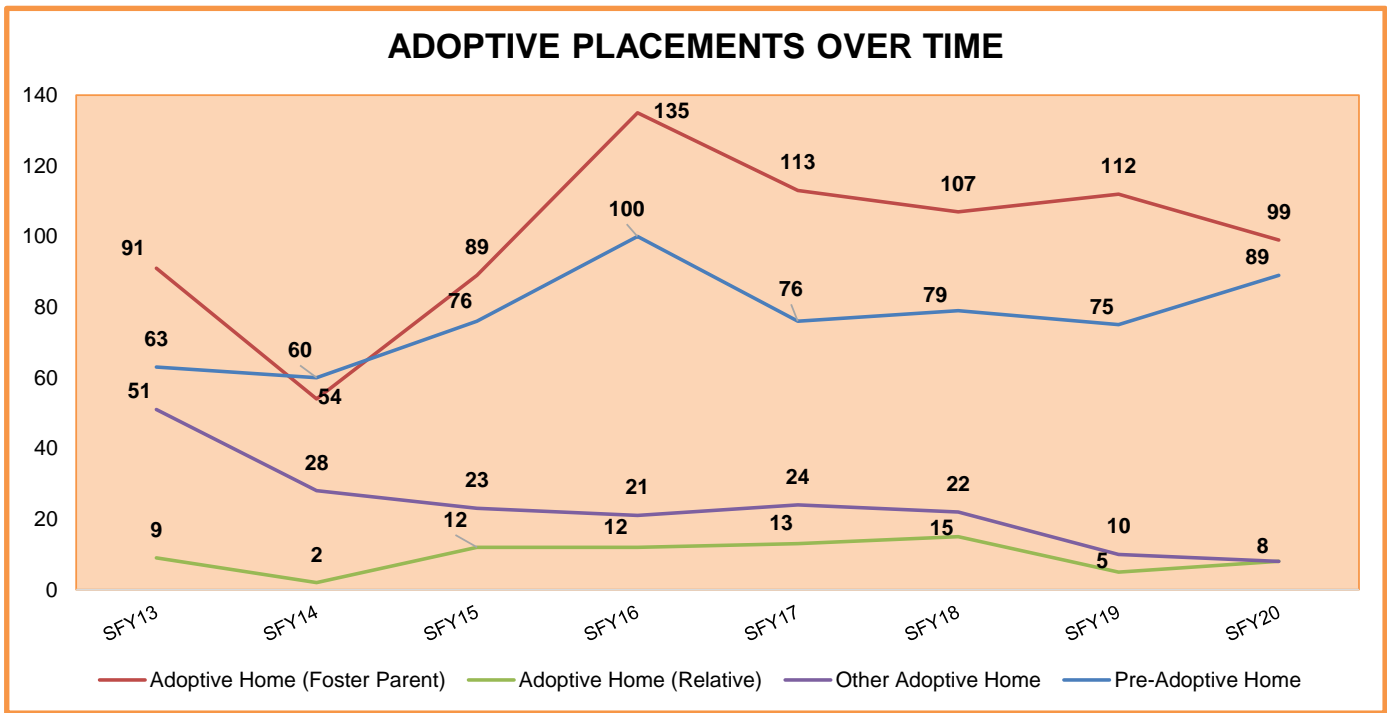


Adoptive Placement Types for Youth in Foster Care on the last day of the State Fiscal Year

SCDSS - Accountability, Data, and Research (last FY from data from CAPSS on August

| Placement Type | SFY09 | SFY10 | SFY11 | SFY12 | SFY13 | SFY14 | SFY15 | SFY16 | SFY17 | SFY18 | SFY19 |
|--------------------------------------|------------|------------|------------|------------|------------|------------|------------|------------|------------|------------|------------|
| Adoptive Home (Foster Parent) | 134 | 148 | 324 | 88 | 91 | 54 | 89 | 135 | 113 | 107 | 112 |
| Adoptive Home (Relative) | 11 | 27 | 20 | 8 | 9 | 2 | 12 | 12 | 13 | 15 | 5 |
| Other Adoptive Home | 56 | 43 | 101 | 33 | 51 | 28 | 23 | 21 | 24 | 22 | 10 |
| Pre-Adoptive Home | 109 | 138 | 120 | 81 | 63 | 60 | 76 | 100 | 76 | 79 | 75 |
| TOTAL Children in Foster Care | 310 | 356 | 565 | 210 | 214 | 144 | 200 | 268 | 226 | 223 | 202 |

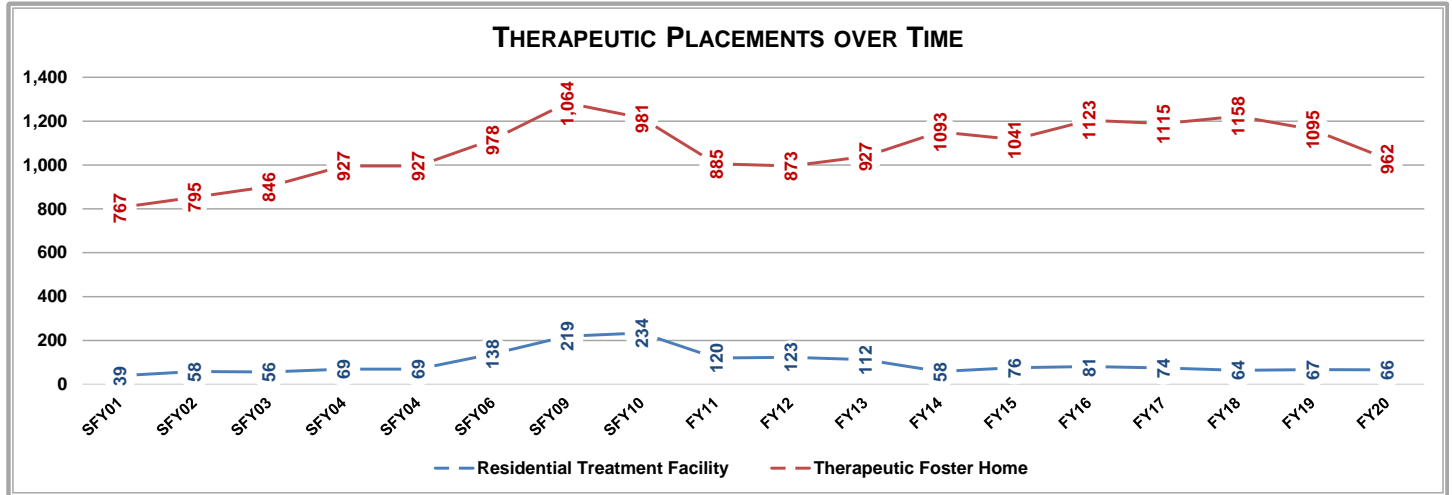
For the purposes of this report, "Adoptive Home (Relative)" is counted both as a "RELATIVE PLACEMENT" and as an "ADOPTIVE PLACEMENT."



Therapeutic Placement Types for Youth in Foster Care on the last day of the State Fiscal Year

SCDSS - Accountability, Data, and Research (last FY from data from CAPSS on August

| Placement Type | SFY00 | SFY01 | SFY02 | SFY03 | SFY04 | SFY04 | SFY06 | SFY09 | SFY10 | FY11 | FY12 | FY13 | FY14 | FY15 | FY16 | FY17 | FY18 | | | |
|--------------------------------------|------------|------------|------------|------------|------------|------------|--------------|--------------|--------------|--------------|------------|--------------|--------------|--------------|--------------|--------------|--------------|------|------|------|
| Residential Treatment Facility | 47 | 39 | 58 | 56 | 69 | 69 | 138 | 219 | 234 | 120 | 123 | 112 | 58 | 76 | 81 | 74 | 64 | | | |
| Therapeutic Foster Home | 763 | 767 | 795 | 846 | 927 | 927 | 978 | 1,064 | 981 | 885 | 873 | 927 | 1093 | 1041 | 1123 | 1115 | 1158 | 1123 | 1115 | 1158 |
| TOTAL Children in Foster Care | 810 | 806 | 853 | 902 | 996 | 996 | 1,116 | 1,283 | 1,215 | 1,005 | 996 | 1,039 | 1,151 | 1,117 | 1,204 | 1,189 | 1,222 | | | |



Please also see the report on placement types for all youth who are ISCEDC approved.